MICRO BIOTEC 17

CONGRESS OF **MICROBIOLOGY** AND **BIOTECHNOLOGY** 2017

7th - 9th DECEMBER 2017

PORTO, PORTUGAL

CONFERENCE PROGRAMME

SPM
Sociedade Portuguesa de Microbiologia

spbt
sociedade portuguesa de biotecnologia

CATÓLICA
ESCOLA SUPERIOR DE BIOTECNOLOGIA
PORTO

www.esb.ucp.pt

MICRO BIOTEC 17

CONGRESS OF **MICROBIOLOGY** AND **BIOTECHNOLOGY** 2017

7th - 9th DECEMBER 2017

PORTO, PORTUGAL

CONFERENCE PROGRAMME

SPM
Sociedade Portuguesa de Microbiologia

spbt
sociedade portuguesa de biotecnologia

CATÓLICA
ESCOLA SUPERIOR DE BIOTECNOLOGIA
PORTO

Dear MICROBIOTEC participant,

It is for us a great pleasure to host you for almost three days at the Universidade Católica Portuguesa - Porto! Every MICROBIOTEC edition is built based on the interaction of a multidisciplinary consortium, brought together by the Portuguese Societies of Microbiology and of Biotechnology. The result is the establishment of a forum of discussion where Microbiologists and Biotechnologists meet, discuss ideas and plan future projects. But, MICROBIOTEC is not only science and technology, it is also a moment to meet colleagues and friends, some of which we only see at MICROBIOTEC!

For all these reasons, we hope that MICROBIOTEC'17 will be another enjoyable Congress.

We will have 6 plenary sessions, 14 keynote speakers, 42 oral presentations, 1 round table, more than 3 hours of posters discussion, several satellite events, as well as some warm moments to praise special Microbiologists or Biotechnologists!

Welcome to MICROBIOTEC'17!

The conference Co-Chairs

Célia Manaia

Manuela Pintado

CONTENTS

COMMITTEES	6
CONFERENCE PROGRAMME – OVERVIEW	7
INVITED SPEAKERS	10
KEYNOTE SPEAKERS	12
7TH DECEMBER 2017	17
8TH DECEMBER 2017	20
9TH DECEMBER 2017	24
POSTERS	28
USEFUL INFORMATION	49
MAPS	50

COMMITTEES

ORGANIZING COMMITTEE

Ana Gomes
Escola Superior de Biotecnologia, Universidade Católica Portuguesa

António Rangel
Escola Superior de Biotecnologia, Universidade Católica Portuguesa

Célia Manaia
Escola Superior de Biotecnologia, Universidade Católica Portuguesa

Isabel Vasconcelos
Escola Superior de Biotecnologia, Universidade Católica Portuguesa

José António Couto
Escola Superior de Biotecnologia, Universidade Católica Portuguesa

Manuela Pintado
Escola Superior de Biotecnologia, Universidade Católica Portuguesa

Maria Lopes Cardoso
Universidade Católica Portuguesa - Porto

Paula Castro
Escola Superior de Biotecnologia, Universidade Católica Portuguesa

Paula Teixeira
Escola Superior de Biotecnologia, Universidade Católica Portuguesa

Rui Morais
Escola Superior de Biotecnologia, Universidade Católica Portuguesa

SCIENTIFIC COMMITTEE

Arlete Faia
BioISI/UTAD

Ana Teresa Caldeira
HERCULES Laboratory/Univ. Évora

Arsénio Fialho
IST/ ULisboa, IBB

Carlos Faro
CNCBC/Univ. Coimbra

Cecília Arraiano
ITQB/UNL

Cecília Leão
ICVS/UM

Cecília Roque
UNL

Célia Manaia
ESB/UCP

Elsa Anes
iMed/FF-ULisboa

Eugénio Ferreira
CEB/UM

Francisco Gírio
LNEG

Gabriel Monteiro
IST/ ULisboa, IBB

Guilherme Matos Ferreira
UAlg

Hermínia de Lencastre
ITQB/UNL

Isabel Sá-Correia
IST/ ULisboa, IBB

João Mano
UA/ CICECO

João Queiroz
UBI

João Varela
U. Algarve

Joaquim Cabral
IST/ULisboa, IBB

Jorge Pedrosa
UM, ICVS

José Paulo Sampaio
FCT/UNL, UCIBIO

José Teixeira
UM, CEB

Karina Xavier
ITQB, IGC

Lucilia Domingues
CEB/UM

Luísa Peixe
UP, FF

M. Leonor Nunes
CIIMAR

Madalena Alves
UM, CEB

Manuel A. Coimbra
CEB/UM

Manuela Pintado
ESB/UCP

Margarida Casal
UM/ CBMA

Maria Ascensão Reis
FCT/UNL

Miguel C. Teixeira
IST/ULisboa, IBB

Miguel Prazeres
IST/ULisboa, IBB

Milton Costa
CNCBC, Univ. Coimbra

Nelson Lima
UM, CEB

Pedro Moradas Ferreira
CEB/UM

Raquel Aires-Barros
IST/ULisboa, IBB

Rogério Tenreiro
FC/ULisboa, BioISI

Tim Hogg
ESB/UCP

Vitor Vasconcelos
UP/CIIMAR

CATÓLICA PORTO STAFF

Kai Sprecher (designer), Patrícia Fontes (support), Paula Pinto (support), Sandra Neves (support), Sérgio Castro (multimedia), Logistic department, IT department

CONFERENCE PROGRAMME – OVERVIEW

7TH DECEMBER - THURSDAY

11:00 - 14:00	Registration		
14:00 - 14:30	Opening Session *Ilidio Pinho Auditorium*		
14:30 - 15:30	Plenary I **SUNIL CHANDRAN** *Next-generation platforms for strain optimization: Reducing the cost and time for commercializing novel biological molecules* Chair: Raquel Aires Barros *Ilidio Pinho Auditorium*		
15:30 - 16:30	Coffee & Posters *Arts Building and Central Building* *Posters 66-148; 204-230*		
Parallel Sessions			
16:30 - 17:20	Symposium I **Health Microbiology and Biotechnology** Chairs: Pedro Moradas-Ferreira & Karina Xavier *Room EA 107* Keynote speakers (K1-K2) Fani Sousa João Paulo Gomes	Symposium II **Bioprocess Engineering** Chairs: Gabriel Monteiro & Francisco Gírio *Room EA 008* Keynote speakers (K3-K4) Cristina Peixoto Mara G. Freire	Extra Session **Biological Resources Centres and The Portuguese Network** *Room EA 109* Invited speakers Nelson Lima, CEB, U. Minho José Paulo Sampaio, UCIBIO, U. Nova de Lisboa Vitor Ramos, CIIMAR, U. Porto
17:20 - 18:30	Oral presentations (O1-O6)	Oral presentations (O7-O12)	
18:30 - 20:00	Porto de Honra (Alfândega)		

8TH DECEMBER - FRIDAY

9:00 - 10:00	Plenary II **PER NIELSEN** *Illumination of microbial dark matter in environmental biotechnology* Chair: Madalena Alves *Ilidio Pinho Auditorium*		
10:00 - 10:45	Coffee & Posters *Arts Building and Central Building* *Posters 149-157; 231-257; 288-316*	Sponsor Talk ILC/ILLUMINA *EA107*	
Parallel Sessions			
10:45 - 11:35	Symposium III **Environmental Microbiology and Biotechnology** Chairs: Margarida Casal & Ana Teresa Caldeira *Carvalho Guerra Auditorium* Keynote speakers (K5-K6) Cristina Pereira Paula Morais	Symposium IV **Cellular Microbiology and Pathogenesis** Chairs: Herminia Lencastre & Jorge Pedrosa *Ilidio Pinho Auditorium* Keynote speakers (K7-K8) Didier Cabanes Leonilde Moreira	Symposium V **Molecular Microbiology and Microbial Physiology** Chairs: Isabel Henriques & Artur Alves *Room EA 226* Keynote speakers (K9-K10) Conceição Egas Miguel Prudêncio
11:35 - 12:45	Oral presentations (O13-O18)	Oral presentations (O19-O24)	Oral presentations (O25-O30)
13:00 - 14:15	LUNCH		
14:15 - 15:15	Plenary III **JOÃO PAULO CRESPO** *Engineering with Membranes: Inspired by Nature?* Chair: Paula Castro *Ilidio Pinho Auditorium*		
15:15 - 16:15	Coffee & Posters *Arts Building and Central Building* *Posters 1-65; 258-287*	Sponsor Talk BRUKER *EA107*	
16:15 - 17:15	Round table **MICROBIOTEC towards Industry: Challenges and Opportunities.** Jorge Portugal - COTEC - Chairman José Carlos Caldeira - ANI John Melo - AMYRIS Luis Castro Henriques – AICEP Miguel Garcia – TechnoPhage *Ilidio Pinho Auditorium*		
17:15 - 18:15	SPM General Assembly *Carvalho Guerra Auditorium*	&	SPBT General Assembly *EA107*
18:15 - 20:00			
20:00	DINNER		

9TH DECEMBER - SATURDAY

9:00 - 10:00	Plenary IV **LAURENT POIREL** *Role of rapid diagnostics in prevention and control of multi drug resistant bacteria* Chair: Luisa Peixe *Ilidio Pinho Auditorium*		
10:00 - 10:30	Career Award		
10:30 - 10:45	Coffee & Posters *Arts Building and Central Building* *All Posters*		
Parallel Sessions			
10:45 - 11:35	Symposium VI **Industrial and Food Microbiology and Biotechnology** Chairs: Tim Hogg & Cecília Leão *Carvalho Guerra Auditorium* Keynote speakers (K11-K12) Lucília Domingues Paula Teixeira	Symposium VII **Genomics and Systems Biology and Emerging Technologies** Chairs: Isabel Sá-Correia & Eugénio Ferreira *Ilidio Pinho Auditorium* Keynote speakers (K13-K14) Cláudia Lobato Isabel Rocha	Extra Session **Emerging Risks in the Food Chain** *Room EA 109* M. Lourdes Bastos M. Céu Costa
11:35 - 12:45	Oral presentations (O31-O36)	Oral presentations (O37-O42)	
13:00 - 14:15	LUNCH		
14:15 - 15:15	Plenary V **MERJA PENTTILÄ** *Synthetic Biology for Fungi* Chair: José Teixeira *Ilidio Pinho Auditorium*		
15:15 - 15:45	Coffee & Posters *Arts Building and Central Building* *Posters 158-203*		
15:45 - 16:45	Plenary VI **MICHAEL GILMORE** *Ultimate Origin of Leading Antibiotic Resistant Pathogens Revealed through Genomics: For Enterococci, it started long ago* Chair: Teresa Crespo *Ilidio Pinho Auditorium*		
16:45 - 17:30	Prizes & Closing session *Ilidio Pinho Auditorium*		

INVITED SPEAKERS

PLENARY SESSIONS

João Paulo Crespo, *Universidade Nova de Lisboa*, Portugal

Professor of Chemical Engineering at the Faculty of Sciences and Technology - Universidade Nova de Lisboa, Portugal. Director of the Laboratory of Membrane Processes at iBET. Former Vice-Rector for Research and Innovation and former Coordinator of NOVA Doctoral School. Former Vice-President of Fundação para a Ciência e a Tecnologia (Portuguese National Science Foundation) and former Academic Dean of the Faculty of Sciences and Technology at NOVA. Member of the editorial board of "Journal of Membrane Science", "Journal of Biotechnology" and "Desalination and Water Treatment". Member of "Academia de Engenharia", Portugal, external member of the EPSRC, United Kingdom, former member of the Advisory Scientific Committee of the "Institut Européen des Membranes, Montpellier, member of the Steering Committee of the "Pôle de Chimie Balard", France, and external expert of the "Commission des Titres d'Ingénieur", France. Editor of 2 books in the domains of Membrane Science and Engineering, and of Sustainable Separation Processes, author of 21 book chapters and 230 publications referred in the Web of Science. Founder of the spin-off company "Zeyton Nutraceuticals".

Research Keywords: Membrane materials and processes; Bioseparations; Valorisation of bioresources

Laurent Poirel, *University of Fribourg*, Switzerland

Associate Professor at the Medical and Molecular Microbiology Unit, Dept of Medicine, University of Fribourg, Switzerland. He is co-director of the Swiss National Reference Center on Emerging Resistance to Antibiotics. His research interests emerging mechanisms of resistance to ß-lactams, polymyxins, and quinolones in Gram-negative rods, either in human and veterinary medicine. He is specialized on the genetics of acquisition of resistance genes in *Enterobacteriaceae*, *Pseudomonas aeruginosa* and *Acinetobacter baumannii*, plasmid-mediated quinolone resistance, and polymyxin resistance determinants in *Enterobacteriaceae*. He has co-invented a series of rapid diagnostic tests for detection of emerging resistance traits, including the Carba NP test. He is the author of 450 publications in international journals, and Associate Editor of two highly-ranked journals, i.e. Antimicrobial Agents and Chemotherapy and Journal of Antimicrobial Chemotherapy.

Merja Penttilä, *VTT Technical Research Centre*, Finland

Michael Gilmore, *Harvard Medical School*, Harvard University, USA

Currently the Sir William Osler Professor of Ophthalmology, and Microbiology and Immunobiology, Harvard Medical School, he serves on the steering committees of the Harvard Microbial Sciences Initiative, and the Infectious Disease Initiative of the Broad Institute. As Principal Investigator of the Harvard-wide Program on Antibiotic Resistance, his research focuses on the evolution and development of multidrug resistant strains of enterococci, staphylococci, and streptococci, and the development of new therapeutic approaches. He is past chair of the NIH Antimicrobial Resistance Diagnostic Challenge and Bacterial Pathogenesis

Study Sections, the Gordon Conference on Microbial Adhesion and Signal Transduction, ASM Division D, and the ARVO IM Section. Mike is founder of the international ASM Conference on Enterococci series, and the Boston Area Antibiotic Resistance Network. He started his academic career in 1984 at the University of Oklahoma Health Sciences Center, and rose through the ranks to Vice President for Research. He also held the MG McCool professorship and was awarded the George Lynn Cross research chair. In 2004 he moved to Harvard Medical School as President and CEO of the Schepens Eye Research Institute, Marie and DeWalt Ankeny Director of Research and CL Schepens Professor of Ophthalmology. In 2010, he moved his laboratories to their current location on the Massachusetts General Hospital campus of Harvard Medical School, in the Massachusetts Eye and Ear Infirmary. He has published over 180 peer reviewed manuscripts in Cell, Nature, Science, PNAS and other leading journals. He continues to serve on numerous advisory boards and committees for public and private organizations, focused on drug discovery, antibiotic resistance, and bacterial pathogenesis.

Per Nielsen, *Aalborg University*, Denmark

Professor at the Department of Chemistry and Bioscience at Aalborg University, Denmark where he is heading the multidisciplinary Center for Microbial Communities (www.cmc.bio.aau). His research group has been active in environmental biotechnology for over 25 years, focusing on microbial ecology of biological wastewater treatment and bioenergy production, recovery of nutrients, biofilms, and aspects of medical microbiology. He has been among the pioneers in the development and implementation of the new DNA sequencing technologies in the water engineering field, and has developed MiDAS, an open online microbiology resource for everyone working in wastewater treatment and bioenergy production. He chaired the International Water Association (IWA) specialist group "Microbial Ecology and Water Engineering" for 8 years (2005-2013) and is chair of the IWA-ISME (International Society for Microbial Ecology) BioCluster, trying to coordinate activities in the two associations. He has received many awards for his work, latest a personal "Villum Investigator Award" that allows him to dive into the world of undescribed microbial diversity, the microbial dark matter, by novel methods.

Sunil Chandran, *Amyrys*, USA

Currently Senior Director in Research and Development at Amyris. He received a BS in Chemistry from the University of Mumbai, an MS in Organic Chemistry from the Indian Institute of Technology, Mumbai, and a PhD in Organic Chemistry from Michigan State University. He worked previously as a Post-Doctoral Research Scholar in the Biochemistry department at the University of Wisconsin-Madison and as a Scientist in the Biology department at Kosan Biosciences.

Primary interests lie in the field of metabolic engineering for the microbial production of chemicals with a wide range of applications. During his tenure at Amyris, Dr. Chandran led the development of the Automated Strain Engineering pipeline and currently oversees multiple research programs at Amyris focused on commercializing various molecules. He is also leading a research program at Amyris to reduce the cost and timeline required to commercialize any new biological target by developing efficient, high-throughput strain optimization pipelines that integrate custom software, robotics, molecular biology, next-generation strain testing platforms, big-data analytics, and machine learning algorithms.

KEYNOTE SPEAKERS

Cláudia Lobato, *Instituto Superior Técnico*, Portugal

Born in Lisboa, Portugal, 1978, received a Diploma in Chemical Engineering (Biotechnology), Instituto Superior Técnico (IST), Technical University of Lisboa (Universidade Técnica de Lisboa, UTL), Portugal, in 2001 and got a Ph.D. in Biotechnology in 2006 at IST-UTL in collaboration with the University of Nevada, Reno, USA. Assistant Professor at the Department of Bioengineering, IST, Universidade de Lisboa, Lisboa, Portugal, and co-author of more than 62 scientific articles published in international peer-reviewed journals and 12 book chapters. Her research interests at the Stem Cell Engineering Research Group (SCERG) of iBB-Institute for Bioengineering and Biosciences, IST, include expansion of human stem cells, namely hematopoietic and mesenchymal stem/stromal cells, cellular therapies with human adult stem cells, isolation and purification of stem cells, and bioreactors for stem cell culture. Presently, Dr. Cláudia Lobato da Silva is the Vice-President of the Portuguese Society of Stem Cells and Cellular Therapies (Sociedade Portuguesa de Células Estaminais e Terapias Celulares (SPCE-TC)).

Conceição Egas, *Biocant Park*, Portugal

Researcher at the Center for Neuroscience and Cell Biology of the University of Coimbra and Biocant. Graduated as a Biochemist and received her Ph.D. also in Biochemistry (1997) from the University of Coimbra, working in microbial enzymology. After a postdoctoral training in the functional and structural characterization of recombinant proteins (plant saposins) (1997-2000) at the Univ. of Coimbra, she moved to Centro Regional das Beiras, Portuguese Catholic University, Viseu, as an assistant professor, where she taught Molecular Biology and Genetics. In 2005 she joined Biocant and the Center for Neuroscience and Cell Biology (CNC) as a researcher. She is the head of Genoinseq since 2007, a core facility for next-generation sequencing and bioinformatics, the first one to operate NGS equipment in Portugal. She has implemented sequencing applications and bioinformatics tools for genomics, transcriptomics and metagenomics. She has participated in several studies addressing the composition, dynamics and function of microbial communities from diverse environments such as soil, deep-sea sediments, tap water or plants and in the study of bacterial isolates through genome sequencing. Some of her main current research topics are related to microbiome-host interactions, in understanding the role of microbial communities in plant health and fitness and to the prospection of extremophile and non-extremophile environments for enzymes with biotechnological potential.

Cristina Peixoto, *Instituto de Biologia Experimental e Tecnológica*, Portugal

Graduated in Applied Chemistry (Branch Biotechnology) New University of Lisbon and holds a PhD in Engineering Sciences from Instituto de Tecnologia Quimica Biológica (ITQB) from New University of Lisbon.

The main research activities are related with the development and optimization of downstream process of different products with applications as therapeutics or vaccines associated with several biological systems. She is invited lecturer since 2010 in several PhD programs. She published over 50 manuscripts in refereed international journals. Since 2009, Cristina Peixoto is responsible of the downstream process development laboratory at Animal Cell Technology Unit at IBET (Instituto de Biologia Experimental e Tecnológica) and also Project Manager in research contract projects with Industrial partners.

Cristina Silva Pereira, *Instituto de Tecnologia António Xavier (ITQB NOVA)*, Portugal

Associate Professor (since September 2017) and a group leader (Applied and Environmental Mycology laboratory; www.aem.itqb.pt) at ITQB NOVA. She is also Invited Researcher at the University of the West of Scotland. Her research focus has always been problem-driven, often leading her to cross perceived discipline boundaries, such as those of Chemistry and Microbiology. She graduated in Applied Chemistry-Biotechnology (1996) and completed her PhD in Biochemistry in 2004. After conclusion of the doctorate, she have had a period of postdoctoral research in two completely distinct fields – Microbiotechnology (3 years) and Green Chemistry (1 year), both involving liaison and travelling between national and foreign institution. In 2007, she was awarded an EEA research grant of nearly €1.5M, a competitive Starting Research Ciência 2007 contract and the national Professor António Xavier memorial award for young scientists. In 2008, she established her research group. The laboratory is now outfitted to host up to 18 investigators. Solid expertise in analysing proteins, metabolites and gene expression in fungi is well established in the team. What makes her group distinctive is that we can tackle projects requiring chemical expertise which is often lacking in fundamental biology research. She has pioneered the merging of mycology and ionic liquid chemistry; a line of research that since its formation has been receiving enthusiastic support from colleagues working in diverse fields, from developmental and cellular biology and ecology to chemistry and biopolymers. Major accomplishments include the finding that we can design safe ionic liquids without impairing their capacity as solvents and catalysts, which made possible the reconstitution of plant biopolyesters as antimicrobial biomaterials. In 2015, she was awarded an ERC consolidator grant of €1.8M entitled Mimesis- Development of biomaterials through mimesis of plant defensive interfaces to fight wound infections" (ERC CoG-647928). To date she has published 45 original articles (corresponding author in 28) and 5 book chapters, and he has given 9 plenary/keynote and 35+ invited talks.

Didier Cabanes, *i3S - Instituto de Investigação e Inovação em Saúde, Universidade do Porto*, Portugal

Obtained a PhD in Molecular Biology from the University of Toulouse, France, in 2000, on the identification and characterization of *Sinorhizobium meliloti* genes regulated during symbiosis with Medicago sativa. He then made a Post-Doc in the laboratory of P. Cossart at Institut Pasteur Paris, studying the mechanisms of virulence of Listeria monocytogenes. In 2005, he joined the IBMC (Porto, Portugal) to create the Group of Molecular Microbiology. He authored nearly 40 scientific articles in prestigious journals, including Science, Nature Cell Biology, PNAS and EMBO Journal. He is currently Coordinator of the Unit of Infection and immunity of the IBMC and Co-Coordinator of the Host Response and Interaction Research Program of the i3S. He is Member of the Scientific Board of the MCbiology PhD Program and Editor for Research in Microbiology. His current research aims are to decipher the virulence arsenal of *Listeria monocytogenes* and characterize the role of different components of the host cytoskeleton in the cellular infection process of bacterial pathogens.

Fani Sousa, *Universidade da Beira Interior*, Portugal

Graduated in Biochemistry in 2005 and in 2008 completed the PhD in Biochemistry at University of Beira Interior. At the moment, Fani Sousa is Assistant Professor at University of Beira Interior, Integrated Member of CICS-UBI – Health Sciences Research Centre (CICS – UBI) and presently is the Coordinator of the Biotechnology and Biomolecular Sciences (BBS) Research Group of CICS-UBI.

The research activities developed since the PhD allowed the acquirement of expertise in biosynthesis and purification of gene expression vectors for gene therapy applications. In fact, the research developed during the PhD allowed the implementation of a new affinity chromatography approach, named as amino acids-DNA affinity chromatography, with important application in the purification of plasmid DNA biopharmaceuticals. More recently, Fani Sousa started to be dedicated to the RNA purification field, focusing the implementation of a technology to purify microRNAs for Alzheimer's disease therapy.

Isabel Rocha, *Universidade do Minho*, Portugal

Currently Pro-rector for Innovation and Entrepreneurship at NOVA University in Lisbon and does her research at the Biosystems Group, Center of Biological Engineering at Minho University and at ITQB-NOVA in the topics of Metabolic Engineering and Systems Biology. She did her PhD at Minho University, Portugal and a Post-Doc at the Technical University of Denmark. She is the PI of several research projects and has established collaboration with leading groups on the field of Systems Biology and Metabolic Engineering worldwide. To date, Isabel Rocha has published over 120 full papers in international journals, books and international conferences and is an evaluator of several funding agencies, including the European Commission. She currently supervises or co-supervises 8 PhD students, 3 post-docs and 4 master students, having already successfully completed their studies under her supervision 16 PhD and 50 master students.

During 2007 she was a short-term visiting scholar at Massachusetts Institute of Technology, USA, as part of the MIT-Portugal Program. She is part of the MIT-Portugal faculty and is in charge of a Portuguese educational program in innovation involving 4 universities and 2 PhD programs – the i-teams program.

She is also one of the founders and Scientific Coordinator of the companies Biotempo and SilicoLife. SilicoLife was founded in 2010 and offers Computational Biology Solutions for Industrial Biotechnology applications. This company has won a national prize in entrepreneurship and is involved in major industrial biotechnology projects worldwide.

João Paulo Gomes, *Instituto Nacional de Saúde Doutor Ricardo Jorge*, Portugal

Graduated in Applied Chemistry / Biotechnology in 1994 in the Faculty of Sciences and Technology of Lisbon and obtained his PhD degree in Biology in the Faculty of Sciences of Lisbon, under the supervision of Prof. Deborah Dean, from Children's Hospital Oakland Research Institute / California. On behalf of his PhD in microbial genomics, he was awarded with the European PathoGenoMics PhD Award in 2007.

He is/was the supervisor of eight PhD students and has published more than 70 papers in multiple journals such as the New England Journal of Medicine, Nature Microbiology e Lancet Infectious Diseases. Currently, João Paulo Gomes is the Head of the Bioinformatics Unit of the Department of Infectious Diseases at the Portuguese NIH ("Instituto Ricardo Jorge") and he has been focusing his research activity on microbial genomics, such as the investigation of infectious outbreaks and the within-patient genetic variation of microbial pathogens on the course of infection.

Leonilde Moreira, *Instituto Superior Técnico*, Portugal

Leonilde M. Moreira graduated in Biochemistry at Universidade de Coimbra in 1990 and obtained her PhD in Biotechnology at Instituto Superior Técnico in 1997. After 3 years of post-doc at the Department of Biology of University of Bielefeld, Germany, she became assistant professor at the Department of Bioengineering from Instituto Superior Técnico and researcher

at Institute of Bioengineering and Biosciences (http://groups.ist.utl.pt/bsrg.daemon/site/wordpress/pathogenmutualist-bacteria-host-interaction/). Her main scientific interests are in the fields of Molecular Microbiology and Genomics, with particular emphasis on the interaction between opportunistic pathogens of the *Burkholderia cepacia* complex and the respiratory airways of cystic fibrosis patients.

Lucília Domingues, *Universidade do Minho*, Portugal

Graduated in Chemical Engineering by University of Porto, obtained the degree of Master of Biotechnology - Bioprocess Engineering and a Ph.D. In Chemical and Biological Engineering both by University of Minho. Currently, she is Associate Professor at the Biological Engineering Department at University of Minho. Her main research area is biochemical engineering and biotechnology, in particular, molecular and industrial biotechnology. She is the responsible for the Molecular Biotechnology and Microbial Physiology area within the B.Factory – Molecular Biotechnology, Bioreactors, Biofuels and Food research group. The research work developed has been driven by the utilization of molecular biotechnological tools, namely genetic, metabolic, physiological and protein engineering for microbial strain development and intensification of bioprocesses with focus on the utilization of renewable substrates and production of metabolites and/or recombinant proteins with applications on the food, energy, chemical and/or biomedical industries. She participates/has participated in 26 projects, in which 7 was the leader, 5 international and 11 with industry partners.

She is author/co-author of 2 books, 11 book chapters, 97 papers in peer-reviewed journals (H-index 25, 1986 citations in Scopus on Sept-2017, ID 35274954900) and more than 100 papers in conferences. She has a large experience in supervision of Master (43 finished), PhD (15 finished) and PostDoc students. She is Associate Editor of Bioengineered and Biomed Research International. She integrates the Editorial Advisory Board of Bioethanol Journal. She is a regular Referee of several scientific journals.

Mara Freire, *Universidade de Aveiro*, Portugal

PhD degree from University of Aveiro, followed by post-doctoral research activities at ITQB2, New University of Lisbon, Portugal. Currently, she is a Coordinator Researcher at CICECO, Chemistry Department, University of Aveiro, the Director of Group 5 - Biomedic and Biomimetic Materials - within CICECO, and a member of the Young Scientists Seminar of the Lisbon Academy of Sciences. In addition to other projects and awards, in 2014 Freire was a recipient of an European Research Council (ERC) Grant. Her main research interests comprise the development of more sustainable separation, concentration and purification platforms for value-added compounds with therapeutic applications.

Websites: Institutional website: http://www.ciceco.ua.pt/MaraFreire;
Scopus Author ID: 7102299235; ORCID ID: http://orcid.org/0000-0001-8895-0614;
Researcher ID:http://www.researcherid.com/rid/B-8458-2008

Miguel Prudêncio, *Universidade de Lisboa*, Portugal

Completed his PhD by the University of East Anglia in 2000, followed by a post-doctoral period at the University of Leiden. In 2005, he became a post-doc in the field of malaria, at iMM Lisboa. In 2008 he became a Staff Scientist of IMM's Malaria Unit and in July 2013 he became an independent Group Leader at iMM Lisboa, heading the Prudêncio lab.

Miguel's research focuses on Plasmodium liver stages and their potential for anti-malarial intervention. His interests include nutrient acquisition by hepatic *Plasmodium* parasites, novel parasite-host interactions, and Plasmodium-Trypanosoma co-infections, as well as the identification of new anti-Plasmodial compounds and the development of a new malaria vaccination strategy, a project funded by the Bill & Melinda Gates Foundation and the Malaria Vaccine Initiative. Miguel is the author of over 70 scientific articles, has earned several scientific and innovation prizes, and is an inventor of five independent patents. He is a founding member the iMM Lisboa spin-off company RoPlaVac.

Paula Morais, *Universidade de Coimbra*, Portugal

Born in Lisbon. Graduated in Biology and completed her doctorate in Microbiology at the University of Coimbra. Since 1995 she lectures there, first in the Biochemistry department, and later in the Life Sciences department, where she coordinated 4 years the Biochemistry BSc.

Since her doctorate, Paula has worked in research focused on the structure and function of microbial communities in soil and contaminated waters. Her research group studies the genetic organisation of microbial strains resistant to these environments, with a special focus on genetic and metabolic mechanisms of metal resistance. The group apply the research results in the design of biotools based on genetically modified or immobilised microorganisms for biodetection, bioremediation or biorecovery of materials. Bacterial taxonomy and phylogeny are also included in the research. Recently, she has coordinated a study in the role of microorganisms in pine wilt disease.

She was the coordinator of 3 international, and 8 national scientific projects. She is a member of the CEMMPRE Raw Materials group. Since 2014, coordinates the BioAlMinore project, a Commitment of the European Partnership for Innovation on Raw Materials. She is an academic editor for the PLOS One journal. Paula is frequently involved in promoting science education, as well as having fun with motivating younger students for science and microbiology.

Paula Teixeira, *Universidade Católica Portuguesa*, Portugal

Graduate of Faculty of Biotecnology of the Universidade Católica Portuguesa with a B.Sc. in Food Engineering (1990) and a PhD in Biotechnology (1995). Paula Teixeira has been an Assistant Professor in Food Microbiology at ESB-UCP since 2005 having previously been a Senior Consultant on Food Safety at the same institution. She has held a number of coordination positions at the ESB-UCP, including Coordinator of Pos-graduation Course in Food safety from (2002 – present) and Coordinator of Masters Course in Food Innovation (2007-present). Paula Teixeira has participated in and led a large number of research projects in the area of Food Microbiology/Food Safety. She has been author/co-author of several book chapters and more than 140 original articles in peer reviewed journals (index h= 34) and given many more public presentations. Paula Teixeira supervised several externally funded research fellowships, as well as 17 and 39 successfully concluded PhD and Master thesis, respectively. She is actually supervising 5 PhD, 4 Pos-doc students and several master students. She has been Associate Editor of Frontiers in Food Microbiology, Member of the Editorial Board of International Journal of Food Microbiology and Food Microbiology.

7TH DECEMBER 2017

Arts Building – Floor 1

11:00 - 14:00 Registration

Ilídio Pinho Auditorium - Arts Building

14:00 - 14:30 Opening Session
Isabel Vasconcelos - ESB, Universidade Católica Portuguesa. Dean
Isabel Sá-Correia - SPM. President
José Teixeira - SPBT. President
Célia Manaia - Conference Co-Chair
Manuela Pintado - Conference Co-Chair

Ilídio Pinho Auditorium - Arts Building

14:30 - 15:30 **Plenary I** - SUNIL CHANDRAN, Senior Director, R&D, Amyris, Inc., USA

Next-generation platforms for strain optimization: Reducing the cost and time for commercializing novel biological molecules

Chair: Raquel Aires Barros

Biology is unparalleled in its molecular diversity and wide application space. There are however numerous challenges associated with realizing the full potential of this molecular diversity. Optimization of microbial production of any biological target requires repeated iterations of the design-build-test-analyze engineering cycle. The rate at which any team can execute the engineering cycle directly affects the development time for any product. Similarly, the magnitude of strain improvement in each cycle impacts overall costs and development time. At Amyris, advanced tools for strain engineering, high throughput screening, analytics, and bioinformatics have been developed over the years to rapidly accelerate the engineering cycle and reduce the number of necessary iterations. With these capabilities, scientists at Amyris can efficiently optimize multiple biological pathways simultaneously. This presentation will cover details of the next-generation strain engineering platforms that enable Amyris scientists to rapidly iterate through multiple cycles of the strain optimization process, as well as the engineering of metabolic pathways to convert naïve yeast strains into commercial scale production hosts for various molecules.

Arts Building and Central Building

15:30 – 16:30 Coffee & Posters Session

EA107 - Arts Building - Floor 0

16:30 – 18:30 **Symposium I - Health Microbiology and Biotechnology**

Chairs: Pedro Moradas-Ferreira & Karina Xavier

KEYNOTE SPEAKERS

Fani Sousa, Universidade da Beira Interior
Biopharmaceuticals purification based on amino acids-nucleic acids interactions

João Paulo Gomes, Instituto Nacional de Saúde Doutor Ricardo Jorge
Host-pathogen arms-race: the within-patient genetic variation of microbial pathogens on the course of infection

SELECTED ORAL PRESENTATION

O-01 Teresa Conceição
Characterization of the *Staphylococcus aureus* population colonizing homeless people in Lisbon, Portugal

O-02 Sónia T. Almeida
***Streptococcus pneumoniae* asymptomatic carriage can last several months in the adult host**

O-03 Ana C. Reis
Bayesian analysis of the population structure of *Mycobacterium bovis* in a hotspot area of animal tuberculosis, Portugal

O-04 Ana Margarida Pereira
Developing antimicrobial materials for biotechnological applications

O-05 Mariana Nascimento
A quest for lysogenic bacteriophages in *Streptococcus dysgalactiae* subsp. *dysgalactiae*

O-06 Pedro M. Castro
Incorporation of PLGA nanoparticles into Guar-gum films as a new buccal delivery

EA 109 - Arts Building – Floor 1

Symposium II - Bioprocess Engineering

Chairs: Gabriel Monteiro & Francisco Gírio

KEYNOTE SPEAKERS

Cristina Peixoto, Instituto de Biologia Experimental e Tecnológica
Facing the challenges of downstream process of new biopharmaceuticals

Mara G. Freire, Universidade de Aveiro
Purification of bioactive and value-added compounds using ionic-liquid-based strategies

SELECTED ORAL PRESENTATION

O-07 A. Rita Silva-Santos
Multimodal chromatography of supercoiled minicircles: a closer look into DNA-ligand interactions

O-08 Vânia Brissos
Improving a bacterial DyP-type peroxidase for lignin-related phenolics oxidation at alkaline pH using directed evolution

O-09 Carla Oliveira
Enhancing the enzymatic saccharification of whole slurry from autohydrolyzed *Eucalyptus globulus* wood by supplementation with a recombinant carbohydrate-binding module

O-10 Ana Oliveira
Extraction and characterization of extracellular polymeric substances from aerobic granular sludge from a full-scale sequencing batch reactor in Portugal

O-11 Gonçalo Soares
Sterilization by $scCO_2$ technology: can we destroy bacterial spores while being gentle to absorbable biomaterials?

O-12 Rita D.G. Franca
Aerobic granular sludge reactivation under different hydrodynamic regimens: microbial ecology and bioreactor performance

EA008 – Arts Building – Floor 0

EXTRA SESSION Session - The Biological Resources Centres (BRCs) and the Portuguese Network

KEYNOTE SPEAKERS

Nelson Lima, CEB, U. Minho
The Biological Resources Centres (BRCs): Current Initiatives and challenges

José Paulo Sampaio, UCIBIO, U. Nova de Lisboa
Why a National Network of Culture Collections in Portugal?

Vitor Ramos, CIIMAR, U. Porto
Pan-European RIs and BRCs: the LEGE/CIIMAR's experience

Launch the The Portuguese Network of microBiological Resources Centres (PtN-mBRC) and General Discussion

Alfândega do Porto

19:00 Porto de Honra
Special bus for those who have subscribed.
There will be 100 parking places reserved for the Congress participants

Return: Special bus for those who have subscribed. Hotel Tours: Alfândega do Porto, Ipanema Porto Hotel, Casa da Música Metro Station, Ipanema Park Hotel, Boa-Vista Hotel, *campus.*

8TH DECEMBER 2017

Special bus for those who have subscribed. Hotel Tours:
8:00 - Ipanema Porto Hotel
8:10 - Casa da Música Metro Station
8:25 - Ipanema Park Hotel
8:40 - Boa-Vista Hotel

Ilídio Pinho Auditorium - Arts Building

09:00 – 10:00 **Plenary II** - PER NIELSEN, Center for Microbial Communities, Department of Chemistry and Bioscience, Aalborg University, Aalborg, Denmark

Illumination of microbial dark matter in environmental biotechnology

Chair: Madalena Alves

Environmental biotechnology is based on the application of microbes to solve environmental challenges, and it includes systems such as biological wastewater treatment, production of bioenergy and bio-based compounds, and removal of micropollutants. Most of the microbes are, however, completely undescribed in terms of identity and function, so-called microbial dark matter (MDM). Novel DNA-tools are revolutionizing our capabilities to illuminate these microbes and how they are key players in a variety of ecosystems from human health to resource recovery. I will present some examples on how we develop and apply novel approaches to provide insight in diversity and function of bacteria, archaea and eukaryotes, primarily related to nutrient recovery and bioenergy production. The methods include meta-omics methods, and visualization techniques such as Raman microspectroscopy. Furthermore, it be demonstrated that "online" surveillance and informed control of microbial communities is now possible, and with the retrieval of complete genomes of important MDM in relevant ecosystems, information about identity, physiology, and interactions will support informed manipulations of relevant ecosystems in environmental biotechnology.

Arts Building and Central Building

10:00 – 10:30 Coffee & Posters Session

EA107 - Arts Building - Floor 1

Sponsor Talk ILC/ILLUMINA
Clotilde Telling, Illumina, Marketing Manager
NGS: The technology enabling Metagenomics and Meta-transcriptomics

Carvalho Guerra Auditorium - Central Building

10:30 – 12:30 **Symposium III - Environmental Microbiology and Biotechnology**

Chairs: Margarida Casal & Ana Teresa Caldeira

KEYNOTE SPEAKERS
Cristina Pereira, Instituto de Tecnologia António Xavier (ITQB NOVA)
A three-act play: fungi, chemicals and demise

Paula Morais, Universidade de Coimbra
BioMicrotech to metals - from microbial communities to miniaturized technology

SELECTED ORAL PRESENTATION

O-13 Ana Fernandes
A multi-enzymatic approach to produce high-value compounds from wastewater

O-14 Camila Fernandes
***Xanthomonas arboricola* pv. *juglandis*: an endemic walnut pathogen in Portugal**

O-15 Rúben Silva
Multi-omics and laboratory-assisted evaluation of the chitin-degrading capacities of gorgonian coral-associated bacteria

O-16 Olga Nunes
Microbiological quality of treated water by solar-driven oxidation processes

O-17 Maria Madalena Alves
Acceleration of anaerobic reactions by conductive carbon nanomaterials

O-18 André Pereira
Understanding the cross-talk between microbiota, host fitness, and the environment using *Egyptian mongoose* (*Herpestes ichneumon*) as a model

Ilídio Pinho Auditorium - Arts Building

Symposium IV - Cellular Microbiology and Pathogenesis

In memoriam of Prof. Ilda Sanches

Chairs: Herminia Lencastre & Jorge Pedrosa

KEYNOTE SPEAKERS

Didier Cabanes, i3S - Instituto de Investigação e Inovação em Saúde
How *Listeria* modifies its surface to promote infection

Leonilde Moreira, Instituto Superior Técnico
Convergent evolution of *Burkholderia multivorans* during long-term chronic infection of cystic fibrosis lung

SELECTED ORAL PRESENTATION

O-19 Pedro Curto
Differences in Intracellular Fate of Two Spotted Fever Group *Rickettsia* in Macrophage-Like Cells

O-20 Nuno Cerca
***Staphylococcus epidermidis* lifecycle: how bacteria trick the host and the clinician?**

O-21 Sara V. Pais
Identification of a type III secretion effector of *Chlamydia trachomatis* that associates with the Golgi complex of host cells

O-22 Irina S. Franco
Targeting of host cell vesicle trafficking by the *Legionella pneumophila* effector VipA

O-23 Filipe Vieira
Quorum sensing regulation in Erwinia carotovora affects development of *Drosophila melanogaster* upon infection

O-24 Andreia I. Pimenta
Defining the role of *Burkholderia cenocepacia* Trimeric Autotransporter Adhesin BCAM2418 in the early stages of bacteria-host-cell interactions

EA226 - Arts Building - Floor 0

Symposium V - Molecular Microbiology and Microbial Physiology

In *memoriam* of Prof. António Correia

Chairs: Isabel Henriques & Artur Alves

KEYNOTE SPEAKERS

Conceição Egas, Biocant Park
Investigating the biotechnological potential of thermophiles from hot springs through metagenomics

Miguel Prudêncio, Universidade de Lisboa
Towards a new vaccine against malaria

SELECTED ORAL PRESENTATION

O-25 Rui Silva
***Ashbya gossypii* riboflavin overproducing strains are highly susceptible to light-induced oxidative DNA damage**

O-26 Inês M. Torcato
Quorum sensing signal recognition by a novel AI-2 receptor from Clostridia

O-27 Magdalena Księżarek
Good bacteria, bad bacteria – insights from healthy women urinary microbiota

O-28 Cláudia P. Godinho
Expression of the ABC transporter Pdr18 is essential to counteract the negative impact of acetic acid stress on yeast plasma membrane

O-29 Maria João Sousa
Metabolic equilibrium and the yeast longevity

O-30 Sara Handem
The impact of private use of the 13-valent pneumococcal conjugate vaccine (PCV13) on pneumococcal carriage among Portuguese children

Canteen - near Central Building

12:30 – 14:30 Lunch

Ilídio Pinho Auditorium - Arts Building

14:30 – 15:30 **Plenary III** - JOÃO PAULO CRESPO, LAQV-Requimte, Departamento de Química, Faculdade de Ciências e Tecnologia, Universidade Nova de Lisboa, Campus de Caparica, 2829-516 Caparica, Portugal

Engineering with Membranes: Inspired by Nature?

Chair: Paula Castro

This lecture discusses the development of synthetic membranes in order to accomplish specific tasks, which can range from selective bioconversion processes, namely when enantiomeric-specific conversions are required, to situations where target bioactive compounds are selectively transported, recovered and/or transformed.
Membranes may offer a particular adequate environment to retain or accommodate biocatalysts, providing them suitable conditions to express their bioactivity properties (solute recognition, selective bioconversion) without affecting significantly their activity

/ molecular conformation and resulting function(s). The challenge relies exactly on the ability to design adequate membrane environments where biocatalysts may express their bioactivity potential under stable conditions. This challenge requires the development of suitable membrane materials and operating conditions that assure a minimum change of biocatalysts' activity and structure, which should correspond to a minimum impact on their function.
Membranes offer also the possibility to organize the physical space making possible to design dedicated systems with specific transport and catalytic properties. Several examples will be presented and discussed, showing the potential of using membranes able to establish specific interaction with target solutes.
Finally, dedicated techniques able to provide non-invasive, on-line, real-time monitoring of membrane transport and biotransformation will be presented and discussed. A particular emphasis will be given to the use of natural fluorescence techniques

Arts Building and Central Building

15:30 – 16:30 Coffee & Posters Session

EA107 - Arts Building - Floor 0

Sponsor Talk BRUKER

Markus Kostrzewa, Vice President Microbiology & Diagnostics R&D, Bruker Daltonik GmbH
MALDI Biotyper, a high-throughput MALDI-TOF based platform, to develop performing approaches for microorganisms

Ilídio Pinho Auditorium - Arts Building

16:30 – 17:15 **Round Table - MICROBIOTEC towards Industry: Challenges and Opportunities**
Chairman: Jorge Portugal, COTEC, Portugal

John Melo, AMYRIS, USA
José Carlos Caldeira, ANI, Portugal
Luis Castro Henriques, AICEP, Portugal
Miguel Garcia, TechnoPhage, USA

Carvalho Guerra Auditorium - Central Building

SPM General Assembly

EA107 - Arts Building - Floor 1

SPBT General Assembly

Fundação Cupertino Miranda

20:00 **Conference Dinner**
Special bus for those who have subscribed.
There will be parking places specially for the Congress

Return - Special bus for those who have subscribed. Hotel Tours: Alfândega do Porto, Ipanema Porto Hotel, Casa da Música Metro Station, Ipanema Park Hotel, Boa-Vista Hotel, *campus*

9TH DECEMBER 2017

Special bus for those who have subscribed. Hotel Tours:
8:00 - Ipanema Porto Hotel
8:10 - Casa da Música Metro Station
8:25 - Ipanema Park Hotel
8:40 - Boa-Vista Hotel

Ilídio Pinho Auditorium - Arts Building

09:00 – 10:00 **Plenary IV** - LAURENT POIREL, Medical and Molecular Microbiology Unit, Dept of Medicine Swiss National Reference Center for Emerging Antibiotic Resistance University of Fribourg, Switzerland

Role of rapid diagnostics in prevention and control of multi drug-resistant bacteria

Chair: Luisa Peixe

Drug resistance among bacteria is a scourge for patients, infectious diseases and infection control specialists. Rapid detection of resistance constitutes a challenge for clinical microbiologists to prevent deleterious individual and collective consequences as (i) delaying efficient antibiotic therapy that worsens the survival of the most severely-ill patients, or (ii) delaying isolation of carriers of multidrug-resistant bacteria and promoting outbreaks. From simple cheap biochemical test to whole-genome sequencing, clinical microbiologists must select the most adequate phenotypic and genotypic tools to promptly detect and antibiotic resistance from cultivated bacteria or from clinical specimens. Many different technical approaches can be used for these purposes, including molecular, biochemical and immunologic assays. The continuous implementation of newly-developed diagnostic techniques in clinical laboratories is crucial in order to detect, control, and therefore prevent dissemination of multidrug-resistant bacteria

Ilídio Pinho Auditorium - Arts Building

10:00 – 10:15 Career Award
Professor Francisco Carvalho Guerra

Arts Building and Central Building

10:15 – 10:30 Coffee & Posters Session

Carvalho Guerra Auditorium - Central Building

10:30 – 12:30 **Symposium VI - Industrial and Food Microbiology and Biotechnology**

Chairs: Tim Hogg & Cecília Leão

KEYNOTE SPEAKERS

Lucília Domingues, Universidade do Minho
Intensification of 2G bioethanol process: yeast development to overcome challenges derived from lignocellulosic processing

Paula Teixeira, Universidade Católica Portuguesa
Food and clinical strains of *Listeria monocytogenes*: the quest for distinction...

SELECTED ORAL PRESENTATION

O-31 Ana Catarina Rocha
Adaptive Evolution of Non-*Saccharomyces* Yeasts to Produce Wines with Low Ethanol Content

O-32 Carlos J. C. Rodrigues
Marine bacteria from Azores as potential source of transaminases for drug development

O-33 João Zagalo Pereira
Comparison of activity of *Pseudomonas putida* PpDyP peroxidase and of its evolved variant 6E10 for 28 lignin-related phenolics

O-34 Rodrigo Rodriguez
Aged freeze-dried ampoules of preserved biotechnological important fungi

O-35 Clarisse Nobre
One-step fructo-oligosaccharides production and purification

O-36 Elisabete Coelho
Valuation of the ultrafiltration by-product from apple juice concentrate industry to produce apple cider

Ilídio Pinho Auditorium - Arts Building

Symposium VII - Genomics and Systems Biology and Emerging Technologies

Chairs: Isabel Sá-Correia & Eugénio Ferreira

KEYNOTE SPEAKERS

Cláudia Lobato, Instituto Superior Técnico
Addressing the Manufacturing Challenges of Stem Cell-based Therapies through Bioengineering

Isabel Rocha, Universidade do Minho
In silico Design of improved cell factories – New methods and Experimental validation

PRÉMIO PROFESSORA ISABEL SPENCER MARTINS

O-37 Carla Rodrigues
High-resolution analysis of multidrug resistant *Klebsiella pneumoniae:* from key molecular drivers to clonal delineation

SELECTED ORAL PRESENTATION

O-38 Sandra Aguiar
Single domain antibodies for brain targeting and drug delivery

O-39 Bruno Ribeiro-Gonçalves
INNUENDO Platform: integrating High-Throughput Sequencing into bacterial foodborne pathogen surveillance

O-40 Ana Eulálio
Systems biology approaches identify host microRNAs controlling infection by bacterial pathogens

O-41 Diana Espadinha
Genomic adaptation strategies of *Staphylococcus epidermidis* from commensal to pathogen

O-42 Margarida Palma
The transcriptional network regulated by the bifunctional *Zygosaccharomyces bailii* ZbHaa1 transcription factor in response to acetic acid- or copper-induced stresses

EA008 - Arts Building - Floor 0

Extra Session - Emerging Risks in the Food Chain

INVITED SPEAKERS
Maria de Lourdes Bastos, Pharmacy Faculty, Universidade do Porto
Maria do Céu Costa, Lusófona University - Lisbon

Canteen - near Central Building

12:30 – 14:30 Lunch

Ilídio Pinho Auditorium - Arts Building

14:30 – 15:30 **Plenary V** – MERJA PENTILLA, VTT Technical Research Centre of Finland
Synthetic Biology for Fungi
Chair: José Teixeira

Arts Building and Central Building

15:30 – 16:00 Coffee & Posters Session

Ilídio Pinho Auditorium - Arts Building

16:00 – 17:00 **Plenary VI** - MICHAEL GILMORE, Departments of Ophthalmology, and Microbiology and Immunology, Harvard Medical School, Boston, MA USA
Ultimate Origin of Leading Antibiotic Resistant Pathogens Revealed through Genomics: For Enterococci, it started long ago
Chair: Teresa Crespo

Enterococci are leading causes of multidrug resistant hospital infection. However, in nature, enterococci are among the most widely distributed core components of gut flora of animals, from invertebrates and insects to mammals. Despite being numerically minor constituents of animal gut microbiota, enterococci emerged among the vanguard of multidrug resistant hospital adapted pathogens. Interestingly this happened twice: in *Enterococcus faecalis*, and in the distantly related species *E. faecium*. This raises two questions: 1) What are the core properties of enterococci that make them universal components of gut consortia of animals? and 2) Why, among the great diversity of gut microbes, did enterococci repeatedly emerge to become leading causes of multidrug resistant hospital acquired infection? With antibiotic resistance now a leading global public health threat, there is a compelling need to understand the underlying biology and genetics that led to their hospital adaptation.

To accomplish this, we examined 25 enterococcal species, representing all major phylogenetic branches of the genus, in detail for phenotype, genotype, and where possible, correlated that with host association. We further compared traits of both commensal and multidrug resistant strains of the most common human associated species, ***E. faecalis*** and ***E. faecium***. We found that the enterococci acquired the ability to withstand episodic desiccation and starvation, among other stressors, and that the formation of new enterococcal species occurs in parallel with the evolution of new host animals with new diets. Calibration of divergence times indicates that enterococci arose at about the time of terrestrialization of animals, and parallels their radiation, including fluctuations as occurred during the Permian Extinction. We infer that in adapting to cycles of deposition on land, the enterococci acquired traits that positioned them well for survival and adaptation to the modern hospital environment. We have identified the corresponding genes, and are now exploring the underlying mechanisms for their survival in hospitals.

Ilídio Pinho Auditorium - Arts Building

17:00 – 18:00 Prizes & Closing Session

Professor Nicolau van Uden PRIZE

MICROBIOTEC´17 Attendance Grants | SPM and SPBT

AWARD Jovem Investigador - Isabel Spencer Martins | SPM

AWARD Best Poster Communication / thematic symposium | SPM and SPBT

AWARD ALFAGENE - Jovem Investigador em Microbiologia

BIO ENTERPRENEUR TALENT AWARD | BLC3

MAGAZINE SPM AWARD

POSTERS

BIOPROCESS ENGINEERING

P-001 Maria João Jacinto *et al.*
M13 Bacteriophage Purification Using Poly (Ionic Liquids) as Novel Chromatographic Matrices

P-002 João Simões *et al.*
Development and evaluation of potential yeast protein extracts for red wines clarification and stabilization

P-003 Mariana Lopes Cruz *et al.*
Influence of the medium composition on the β-galactosidase synthesis by *Klyveromyces marxianus*

P-004 Carlos E. Costa *et al.*
Screening of thermotolerant yeast strains for more sustainable, eco-efficient and competitive industrial fermentations

P-005 Ana Luiza Fontes *et al.*
Characterization of potential CLA-producing strains according to LA tolerance

P-006 Norton Komora *et al.*
Non-thermal synergistic approach to *Listeria monocytogenes* inactivation in milk: the combined effect of high pressure and bacteriophage P100

P-007 Cláudia Maciel *et al.*
High hydrostatic pressure and pediocin PA-1 as a synergistic system to *Listeria monocytogenes* inactivation in fermented meat sausage

P-008 Francielo Vendrruscolo *et al.*
Protein enrichment of malt bagasse such as strategy for *Nile tilapia* diets supplementation

P-009 Mariana Lopes Cruz *et al.*
Improvement of ethanol production using sugarcane broth with fed-batch fermentations: effects of temperature, inoculum and substrate concentrations under very high gravity conditions

P-010 Eduardo Brás *et al.*
Affinity driven aqueous-two phase extraction of antibodies: a microfluidic approach

P-011 Ricardo Fradique *et al.*
Continuous cell concentration and lysis using inertial microfluidics

P-012 Sara A.S.L. Rosa *et al.*
Thermodynamic analysis of the phenomena behind mAbs adsorption on phenylboronic acid agarose-based supports: Affinity *vs.* multimodal chromatography

P-013 Emanuel V. Capela *et al.*
LYTAG-driven purification strategies as a key to integrate and intensify the downstream processing of monoclonal antibodies

P-014 Diana Gomes *et al.*
Extraction and characterization of microalgae proteins from the extremophile dunaliella

P-015 Alexandra Wagner *et al.*
Stirred cell purification of monoclonal antibodies by ultrafiltration with polyethyleneimine-modified polyethersulfone membrane

P-016 Emanuel V. Capela *et al.*
Development of a novel ionic-liquid-based platform for the separation of aromatic and aliphatic amino acid mixtures

P-017 Joana M.C. Fernandes *et al.*
Fungal screening for wine distillery wastewater bioremediation

P-018 Joana M.C. Fernandes *et al.*
Removal of pollution and toxicity from Douro region vinasse by *Phlebia rufa*

P-019 Ana Margarida Almeida *et al.*
Purifying minicircle DNA: a comparison between the lysine and cadaverine affinity ligands

P-020 Ana Roque *et al.*
The power of designed affinity reagents in Bioengineering

P-021 Catherine Urra *et al.*
Characterization of nano-microencapsulated particles of gelatin and avocado seed. (*Persea americana*)

P-022 Catherine Urra *et al.*
Effect of the operational conditions of an enzymatic treatment on the production of bioactive compounds from overripe banana flour

P-023 Luis Miguel Rodríguez-Alcalá *et al.*
EPA and DHA stability after processing in canned tuna with soya or refined oils

P-024 Ana Oliveira *et al.*
Aerobic granules synthesized with EPS and degrading strain *Rhodococcus* FP1 for industrial wastewater treatment

P-025 Ana Luiza Fontes *et al.*
Optimization of linoleic acid emulsion preparation to reduce substrate losses after filter-sterilization

P-026 Cláudia Alves *et al.*
Optimization of ParA resolvase untranslated region – a strategy to boost minicircle DNA production

P-027 Meirielly Jesus *et al.*
Extraction of polyphenols from vine pruning residues optimization

P-028 Idalina Gonçalves *et al.*
Influence of deacetylated chitin nanocrystals crosslinked with genipin on mechanical, antioxidant and antimicrobial properties of starch-based films

P-029 João Letras *et al.*
New solutions of immobilized yeasts with oenological potential

P-030 Joana Lopes *et al.*
Mechanical, antimicrobial and antioxidant assessment of starch-based films produced by reusing potato chips byproducts

P-031 Ana Cristina Freitas *et al.*
Structural and cytotoxic characterization of *Sargassum muticum* and *Osmundea pinnatifida* enzymatic extracts with biological properties

P-032 Sérgio Sousa *et al.*
Modulation of fatty acid profile in *Nannochloropsis oculata* adaptation to temperature stress

P-033 Carlos Guerreiro *et al.*
Optimization of γ-decalactone production by co-cultures of *Yarrowia lipolytica* mutant strains

P-034 Francisco Marques *et al.*
Predicting biomolecule adsorption isotherms on 3rd generation chromatographic adsorbents

P-035 Diogo Silva *et al.*
Tool-box of engineered DyP-type peroxidases for lignin degradation and valorisation

P-036 Luciana Arantes Dantas *et al.*
***In vitro* production of bioative metabolitics after elicitation with lights in *Hyptis marrubioides* epling calluses**

P-037 Ana Maria Gomes *et al.*
A simplified strategy to measure glucose release in cooked rice samples

P-038 Luciana Arantes Dantas *et al.*
Effect of UV-C radiation on secondary metabolism of callus of *Hyptis marrubioides*

CELLULAR MICROBIOLOGY AND PATHOGENESIS

P-039 Lucinda J. Bessa *et al.*
Evaluation of membrane biophysical properties of multidrug-resistant isolates of *Escherichia coli* and *Staphylococcus aureus*

P-040 Aliona Rosca *et al.*
Development of an in vitro vaginal exudate adhesion model for Bacterial Vaginosis

P-041 Filipa Geraldo-Dias *et al.*
Laboratory evaluation of CXCL13 cytokine as a biomarker for Lyme Neuroborreliosis and/or Multiple Sclerosis

P-042 Isaura Simões *et al.*
Retropepsin-Like Enzymes in Bacteria: Lessons from *Rickettsiae*

P-043 Pedro Curto *et al.*
New Insights on the Routes of Entry of Two Spotted Fever Group *Rickettsia* in Macrophage-Like Cells

P-044 Andreia Patrícia Magalhães *et al.*
Deciphering the role of *Staphylococcus aureus* in *Pseudomonas aeruginosa* adaptation to cystic fibrosis lungs: bystander or playmate?

P-045 Cinthia Alves-Barroco *et al.*
***Streptococcus dysgalactiae* subsp. *dysgalactiae* isolated from milk of the bovine udder as emerging pathogens: *in vitro* and *in vivo* infection of human cells and zebrafish (*Danio rerio*) as biological models**

P-046 Inês Serrano Pereira *et al.*
An ectopically expressed human centrosomal protein binds inclusion membrane protein of *Chlamydia trachomatis* and is recruited to the vacuolar membrane

P-047 Maria Luísa Vieira *et al.*
***Borrelia burgdorferi* sensu lato in asymptomatic individuals: a preliminary study**

P-048 Joana N. Bugalhão *et al.*
A functional screen in yeast to identify *Chlamydia trachomatis* virulence proteins interfering with eukaryotic vesicular trafficking

P-049 Mafalda Cavalheiro *et al.*
Determining virulence by protecting the cell from host induced stresses: the unexpected role of *Candida glabrata* multidrug transporters

P-050 Sara Barbosa Salazar *et al.*
Comparative Genomic and Transcriptomic Analyses Unveil Novel Features of Azole Resistance and Adaptation to the Human Host in *Candida glabrata*

P-051 Sara Salazar *et al.*
Genetic Adaptive Mechanisms Mediating Response and Tolerance to Acetic Acid Stress in the Human Pathogen *Candida glabrata*: Role of the CgHaa1-dependent Signaling Pathway

P-052 Irina S. Franco *et al.*
Identification and analysis of new type IV secretion system effectors from a *Legionella pneumophila* strain involved in a recent large outbreak of Legionnaires' Disease in Portugal

P-053 Jorge H Leitão *et al.*
Exploiting immunoreactive outer membrane proteins for the development of new therapeutic strategies against *Burkholderia cepacia* complex infections

P-054 Ângela Alves *et al.*
***Listeria monocytogenes* outbreak strain shows enhanced virulence after growth under cold-osmotic stress and passage through an *in vitro* gastrointestinal model**

P-055 Carla Coutinho *et al.*
Characterisation of the more pathogenic small colony variants (SCV) of *Burkholderia cepacia* isolated from a cystic fibrosis (CF) patient

P-056 Ana Rita Santos *et al.*
Effects of amino acid supplementation on α-synuclein-mediated toxicity – studies on the yeast model for synucleinopathies

P-057 Hélder Pereira *et al.*
Caloric restriction increases longevity of yeast cells expressing alpha-synuclein by the coordinated regulation of proteolytic systems

P-058 Rodrigo Monteiro *et al.*
Biofilm phenotype potentiates virulence transduction in *Acinetobacter baumannii*

P-059 Rosana Alves *et al.*
Candida glabrata biofilm development on medical devices is modulated by the presence of alternative carbon sources

P-060 Amir Hassan *et al.*
Comparison of the physical properties of _Burkholderia cenocepacia_ clonal variants isolated during cystic fibrosis chronic lung infection, studied by atomic force microscopy

P-061 Joana Cruz *et al.*
Profiling the in vivo transcriptome of _Xanthomonas campestris_ pv. _campestris_ strains with contrasting virulence

P-062 Joana Rolo *et al.*
Recurrent vulvovaginal candidosis (RVVC): evidence for adaptation to the vaginal mucosa and microevolution within the host

P-063 Susana Barahona *et al.*
New insights into _Salmonella Typhimurium_ virulence

P-064 Carlos Gaspar *et al.*
Pilot-study: _Lactobacillus crispatus_, a key player in cytolytic vaginosis?

P-065 Sandra N. Pinto *et al.*
Unravelling the antibiofilm mechanism of action of the antimicrobial peptide pepR

ENVIRONMENTAL MICROBIOLOGY AND BIOTECHNOLOGY

P-066 Jadson Belem De Moura *et al.*
Arbuscular mycorrhizas in sugarcane under different planting systems and sources of nitrogen

P-067 Marta Aires-De-Sousa *et al.*
Evaluation of different screening methodologies for the detection of MRSA from environmental surfaces: swabs, gauzes, and polywipes

P-068 Diana Madureira *et al.*
Use of a microbial community from a mine site for the sustainable recovery of metals

P-069 Joana Mourão *et al.*
Unveiling the contribution of ars operon for arsenic tolerance among clinically-relevant _Salmonella_ serotypes/clones

P-070 Andreia Rebelo *et al.*
Distribution of Arsenic Tolerance Genes (arsA) among _Enterococcus_ spp. from different sources, continents and timeframes (<1906-2015)

P-071 Juliana Melo *et al.*
Conventional farming disrupts cooperation among phosphate solubilizing bacteria isolated from Carica papaya's rhizosphere

P-072 Maria Fernanda Falcone Dias *et al.*
Water from hydroelectrical reservoirs used for fish farming: a potential source of toxic Cyanobacteria and microcystins

P-073 Rita Pedro *et al.*
Extended-spectrum β-lactamases-producing Coliforms in sands from North Portugal

P-074 Manuela Oliveira *et al.*
***Escherichia coli* is not a suitable fecal indicator to assess water fecal contamination by otters**

P-075 Paula Fareleira *et al.*
Colonization and beneficial effects on annual ryegrass by mixed inoculation with plant growth promoting bacteria

P-076 Teresa Crespo *et al.*
A bacterial community with high sorption ability: bioremoval of acenaphthene and phenanthrene

P-077 Romeu Francisco *et al.*
Impact of bacteria Cr(VI)-biosensor on plant growth and functionality of plant-bacteria systems under contamination

P-078 Rodrigo da Silva Costa *et al.*
The gorgonian coral *Eunicella labiata* hosts a distinct prokaryotic consortium amenable to cultivation

P-079 Elham Karimi *et al.*
Versatile nutrient cycling and distinct adaptive features of alphaproteobacterial symbints of marine sponges

P-080 Ivone Vaz-Moreira *et al.*
Aminoglycoside resistance in *Ralstonia pickettii*

P-081 Jorge M. S. Faria *et al.*
Protective effect of native arbuscular mycorrhizal fungi of indigenous *Ornithopus compressus* and *Lolium rigidum* on wheat growth

P-082 Patrícia Branco *et al.*
Species-specific RNA-FISH probes for yeast identification: evaluation of their specificity and performance

P-083 Pedro Teixeira *et al.*
***Chromobacterium* spp. resistome and role as progenitors of blaKPC-like genes**

P-084 Catarina Teixeira *et al.*
Environmental screening of anammox bacteria in NW Portuguese coastal environments

P-085 Ivone Vaz Moreira *et al.*
Can wastewater antibiotic resistant bacteria survive a healthy human gut microbiome?

P-086 Jaqueline Rocha *et al.*
Third generation cephalosporin-resistant *Klebsiella pneumoniae*: does the origin matter?

P-087 Vânia Ferreira *et al.*
Faecal indicator bacteria and *Listeria monocytogenes* in ponds, natural and constructed wetlands: evaluating water quality

P-088 Goncalo Macedo *et al.*
***Escherichia coli* and antibiotic resistance gene abundance in Agricultural Farms after Manure Application**

P-089 Cristina Saraiva *et al.*
Assessment of total mesophilic bacteria and fungi in food establishments from northern portugal

P-090 Vânia Bessa *et al.*
Biodegradation of Carbamazepine by the bacterial strain *Labrys portucalensis* F11 – metabolism and toxicologic studies

P-091 Carlos Narciso-Da-Rocha *et al.*
Bacterial community and and antibiotic resistance dynamics in a full-scale wastewater treatment plant with UV disinfection

P-092 Pedro Ferraz *et al.*
Yeast-based biocontrol of the cacao plant fungal pathogen causing the Witches' Broom Disease

P-093 Diogo Neves Proença *et al.*
Biochemical Characterization and Genomic Deciphering of Siderophores produced by Endophytic Bacteria Isolated from *Pinus pinaster* Affected by Pine Wilt Disease

P-094 Asunción Lago-Lestón *et al.*
Bacterial and archaeal communities inhabit the sediments from the gulf of mexico in similar proportions

P-095 Cristina M. Monteiro *et al.*
Endophytic bacteria from aromatic plants and their potential for bioinoculation on Green Roofs vegetation

P-096 Catarina Coelho *et al.*
Bioprospecting metagenome from *Porcellio dilatatus* (Crustacea, Isopoda) guts for plant biomass hydrolytic enzymes

P-097 Catarina Coelho *et al.*
Deep-biosphere metagenome mining: Finding biotechnological solutions for the future in Cabeço de Vide deep-aquifer

P-098 Catarina Teixeira *et al.*
Fecal contamination indicators in Douro estuary

P-099 Teresa Dias *et al.*
Arbuscular Mycorrhizal Fungal species differ in their capacity to overrule the soil legacy of maize monocropping

P-100 Cátia Fidalgo *et al.*
The endophytic microbiome of *Halimione portulacoides*

P-101 Ana Novo *et al.*
Sulfide oxidation by heterotrophic *Pseudomonas koreensis* A9 under aerobic conditions

P-102 Daniela Abreu *et al.*
Effect of the inoculation of plant growth promoting bacteria on maize plants to improve their growth under drought stress

P-103 Ana Catarina Rocha *et al.*
Insights on diazotrophic bacteria and wheat symbiotic interactions by FTICR-MS profiling

P-104 Tiago B. Afonso *et al.*
Inter-kingdom biofilm formation between bacteria and filamentous fungi isolated from a drinking water distribution system

P-105 Nádia Caetano Silva *et al.*
Flow cytometry for the assessment of microbiological contamination of outdoor sculptures

P-106 Inês Santos *et al.*
Hunting for soil nitrifying prokaryotes: from the nightmare of isolation to the dream of physiological and molecular characterization

P-107 Célia Araújo *et al.*
Intestinal colonization of healthy companion animals with multi-drug resistant (MDR) CTX-M-15-producing *Escherichia coli* with transfer ability in the North of Portugal

P-108 Ricardo Vieira *et al.*
Evaluation of different sampling methods in combination with RNA-FISH for detecting biodeteriogenic microorganisms in wood artworks

P-109 Tomás Fernandes *et al.*
Diverging for The Same Goal: Characterization of *Geobacter* Extracellular Electron Transfer Pathways

P-110 Olga C. Nunes *et al.*
New insights on mechanisms of sulfonamide bio-transformation by environmental bacteria

P-111 Ana Luísa Arantes *et al.*
Microbial diversity of anaerobic syngas-converting enrichments from a multi-orifice baffled bioreactor (MOBB)

P-112 Telma Fernandes *et al.*
Microbial community and Antibiotic Resistance Genes distribution in different Urban Wastewater Treatment Plants effluents

P-113 Giovania Araujo *et al.*
The effect of *Bacillus subtilis* in the interaction *Pisolithus tinctorius-Pinus pinea*

P-114 Merijn Moens *et al.*
Inoculation of hyperaccumulating *Ochrobactrum tritici* strain in rice plants reduces arsenic uptake

P-115 Margarida Duarte *et al.*
A New Platform for the Control of Rabbit Viral Hemorrhagic Disease, variant 2

P-116 Ana Rita Castro *et al.*
Neutral lipid production from hydrocarbon-contaminated cork sorbents using *Rhodococcus opacus* B4

P-117 Alexandra Plácido *et al.*
Quaternized cashew gum for an anti-staphylococcal and biocompatible cationic polymer for biotechnological applications

P-118 Alexandra Plácido *et al.*
***In situ* synthesis of silver nanoparticles in a hydrogel of carboxymethyl cellulose with phthalated-cashew gum as a promising antimicrobial and healing agent**

P-119 João Santos *et al.*
Impact of an increase in recirculation rate on the ecophysiology of a moving bed biofilm reactor

P-120 Sara Pereira Da Silva *et al.*
Innovative methodology to track bioleaching potential

P-121 Ana M. S. Paulo *et al.*
EPS production by bacteria from high salinity wastewater

P-122 Teresa Crespo *et al.*
Trimethoprim removal by wastewater bacteria: antibiotic biodegradation and microbial community characterization

P-123 Patrícia Branco *et al.*
Fluorophore´s role on the reliability of microorganism detection by Fluorescence *In Situ* Hybridisation (FISH)

P-124 Sérgio Martins *et al.*
Synthesis and evaluation of the potential antibacterial activity of chitosan derivatives

P-125 Pedro D. Teixeira *et al.*
Adaptive evolution as a tool to obtain novel strains improved for bioremediation

P-126 Alberto Vega *et al.*
Valorisation of mining areas using phytotechnologies – a field experiment

P-127 Ana M Rodrigues *et al.*
Impact of silver nanoparticles on quorum sensing during aerobic granulation

P-128 Óscar Barros *et al.*
A comparative study of rare earth metals recovery by bacteria and algae

P-129 Mara Silva *et al.*
Cork Taint: a novel methodology for the analysis of cork defects

P-130 Irina S. Moreira *et al.*
Enrichment of bacterial strains for the biodegradation of endocrine disrupting compounds from sediments of the Pearl River Delta (PRD)

P-131 Daniela P. Mesquita *et al.*
Characterization of the effects of pharmaceuticals in activated sludge using quantitative image analysis

P-132 Alberto Vega *et al.*
Grapevine growth response to bioinoculants and biochar application

P-133 Sílvia Arantes *et al.*
Activity of essential oils against mural painting biodeteriogenic fungi

P-134 Carina Coimbra *et al.*
Bioleaching potential of non-acidofilic bacteria from Panasqueira mine in Fundão-Portugal

P-135 Marta Mendes *et al.*
Preliminary evaluation of decolourisation of Procion and Everdirect dyes by yeasts

P-136 Gilberto Martins *et al.*
Bioremediation of petroleum-contaminated soils: mathematical modelling as a tool for the simulation of alternative strategies

P-137 Joana Isabel Alves *et al.*
Pressurized syngas bioconversion: physiological and microbial characterization

P-138 Maria Rosário Martins *et al.*
Mucorales strains with biotechnological use: a polyphasic approach identification

GENOMICS AND SYSTEMS BIOLOGY AND EMERGING TECHNOLOGIES

P-139 Andreia Patrícica Magalhães *et al.*
Revealing the dynamics of polymicrobial infections: Update on the qPCR as a promising tool for the quantification of bacterial jungles

P-140 Ana Rita Lopes *et al.*
From genomic and transcriptomic data to the identification of the putative enzymes involved in molinate degradation pathway in *Gulosibacter molinativorax* ON4T

P-141 Isabel Silva *et al.*
Antibiotic-resistant *Escherichia coli* in an UV-treated effluent: troubled waters ahead?

P-142 João Botelho *et al.*
Whole-genome sequencing of a potentially new *Pseudomonas* species from a non-clinical niche in Angola uncovers a wide array of antimicrobial resistance genes and mobile genetic elements

P-143 Carla Rodrigues *et al.*
High-resolution genomic analysis of the globally disseminated multidrug resistance *Klebsiella pneumoniae* Clonal Groups 14 and 15

P-144 Nuno Alexandre Faria *et al.*
Genomic insights into the MRSA clonal replacement in Portuguese hospitals

P-145 Rafael Azevedo Baraúna *et al.*
Multi-Drug resistant Gram-negative isolates recovered from an Amazonian mesotrophic lake

P-146 Catarina L. Amorim *et al.*
Whole-genome sequencing of *Labrys portucalensis* F11 and *Rhodococcus* sp. FP1 provides genetic insights into their xenobiotic metabolic features

P-147 Vera Guerra *et al.*
Metagenomic determination of structural microbial diversity from a browse-fed goat digestive tract

P-148 Isabel Seixas *et al.*
Genome sequence and annotation of the non-conventional yeast *Hanseniaspora guilliermondii* UTAD222

P-149 Diogo Pinho *et al.*
The rhizosphere microbiome and oak health

P-150 João Melo *et al.*
Acetic acid bacteria from vinegar: isolation, genomic profiling, and whole genome sequencing

P-151 Rafael Azevedo Baraúna *et al.*
The Genomic Architecture of the Two Cold-Adapted Genera *Exiguobacterium* and *Psychrobacter*: Evidence of Functional Reduction in *Exiguobacterium antarcticum* B7 genome

P-152 Cindy Serafim *et al.*
Detection and quantification by real-time PCR of ectomycorrhizal fungi in inoculum formulations for urban trees application

P-153 Miguel Ramos *et al.*
Selection and acclimatization of strains of edible mycorrhizal fungi for improved field persistence

P-154 Beatriz Ramos *et al.*
Transcriptional regulation of pks1 and pks15 in pathogenic mycobacteria

P-155 Samuel Matos da Costa *et al.*
Promoters initiation kinetics affect the influence of component genes dynamics on gene networks behavior

P-156 Catarina Inês Mendes *et al.*
Phase-variable type I restriction-modification systems: A new characterization methodology for high throughput sequencing data

P-157 David Rufino-Ramos *et al.*
Extracellular vesicles as emergent natural carriers of small nucleic acids

HEALTH MICROBIOLOGY AND BIOTECHNOLOGY

P-158 Vânia Gaio *et al.*
Profiling antimicrobial tolerance by planktonic, biofilms and biofilm-released cells of *Staphylococcus epidermidis*

P-159 Joana Castro *et al.*
Social interactions between *Lactobacillus iners* and *Gardnerella vaginalis* biofilms: an unexpected friendship in the bacterial vaginosis ecosystem

P-160 Miguel Grilo *et al.*
Inhibitory activity of teleost fish mucus against bacterial isolates from food and clinical origin

P-161 Vera Fernandes *et al.*
Antimicrobial resistance and biofilm production by commensal and clinical *Escherichia coli* isolates from dogs

P-162 Filipa Trigo Da Roza *et al.*
Surgical site infection in a horse by an extended spectrum ß-lactamase (ESBL) producing *Klebsiella pneumoniae* isolate

P-163 Diana Santos *et al.*
Improving a bacterial AsP2Ox for D-glucose oxidation using O_2 as electron acceptor through directed evolution

P-164 Manuela Oliveira *et al.*
Dermatophytosis in farm animals in Portugal: a 16-year study

P-165 Eva Cunha *et al.*
Efficacy of two pre-surgical skin asepsis protocols as a preventive measure of surgical site infections in dogs

P-166 Helena Ferreira *et al.*
Intestinal colonization with Multidrug-resistant Gram-negatives of residents of long-term care facilities and nursing homes in Braga area

P-167 Pedro Pais *et al.*
Deciphering transcription regulation of antifungal drug resistance in the pathogenic yeast *Candida glabrata*

P-168 Eva Cunha *et al.*
***In vitro* evaluation of an antimicrobial peptide delivery system to be used in the control of enterococcal periodontal disease in dogs**

P-169 Solange Gil *et al.*
Evaluation of the humoral immune response induced by vaccination for canine distemper and parvovirus

P-170 Marcos Daniel Pinho *et al.*
Genotypic relationships of *Streptococcus dysgalactiae* subsp. *equisimilis* isolates from humans and animals

P-171 Benedita Sampaio-Maia *et al.*
Type of delivery and its influence in oral yeast colonization

P-172 Catarina Silva-Costa *et al.*
Pediatric invasive pneumococcal disease in Portugal: changing epidemiology (2012-2016)

P-173 Ana R. Freitas *et al.*
Distribution of putative virulence markers in *Enterococcus faecium*: towards a safety profile review

P-174 Carlos Gaspar *et al.*
Trichomoniasis and its diagnosis: comparison between microscopy and PCR

P-175 Catarina Ferreira *et al.*
Carbapenem-resistant *Klebsiella pneumoniae* clinical isolates harbouring similar conjugative plasmids

P-176

P-177 Rita G. Sobral *et al.*
Marine actinomycete-derived polymeric composites with antimicrobial activity against MRSA highly resistant strains

P-178 Maria Daniela Silva *et al.*
Control of *Porphyromonas gingivalis* using a bacterial-derived peptidoglycan hydrolase

P-179 Mariana Veiga *et al.*
Impact of an anthocyanin rich blueberry extract upon *Lactobacillus* and *Bifidobacterium* growth and subsequent impact upon CaCo-2 viability

P-180 Angélica Córdoba-Fuzga *et al.*
Polyphasic identification and typing *Trichophytum rubrum* strains of clinical origin

P-181 Diana Machado *et al.*
Reliability of a multiplex allele-specific polymerase chain reaction (MAS-PCR) for the detection of multidrug-resistant *Mycobacterium tuberculosis* clinical isolates from Brazil

P-182 Jessica Antunes *et al.*
Correlation between carbapenem resistance, β-lactamases, porins and efflux pumps in *Acinetobacter baumannii* clinical isolates

P-183 Inês R. Grilo *et al.*
Shaping a *Staphylococcus aureus* autolysin for use in an early infection biosensor

P-184 Mariana Silva *et al.*
The contribution of efflux to β-lactams resistance in non-ESBL-producing *Escherichia coli* clinical isolates

P-185 Ana Mafalda Dançante *et al.*
Screening of *Sporothrix schenckii* complex species and first report of an autochthonous feline sporotrichosis case by S. mexicana in Portugal

P-186 Bruna Balau *et al.*
Inhibitory effect of natural compounds on *Candida planktonic* cultures and biofilms

P-187 Diana Machado *et al.*
Efflux activity differentially modulates the levels of isoniazid and rifampicin resistance among multidrug resistant and monoresistant *Mycobacterium tuberculosis* strains

P-188 Vera Manageiro *et al.*
Combating Antimicrobial Resistance: A One Health Approach at the National Reference Laboratory of Antibiotic Resistances and Healthcare Associated Infections

P-189 Cristina Dias-Cabral *et al.*
Electrochemical immunosensor for Human Cytomegalovirus detection

P-190 Ergun Akturk *et al.*
Combined treatment with bacteriophages and antibiotics as a strategy to control biofilm associated infections

P-191 Beatriz Ramos *et al.*
Evolutionary dynamics of pks1 and pks15 genes involved in phenolic glycolipid biosynthesis among *Mycobacterium tuberculosis* complex bacteria

P-192 Patrícia Poeta *et al.*
Cefotaxime, Imipenem and Colistin resistance in *Klebsiella pneumoniae* from pets in Portugal

P-193 Raquel Santos *et al.*
Alternatives to conventional antibiotics: chlorhexidine and nisin inhibitory activities against diabetic foot ulcer staphylococci

P-194 Diana Sousa *et al.*
***In silico* selection of an ssDNA aptamer against HER2-positive breast cancer cells using computational docking simulation**

P-195 Ana André *et al.*
***In vitro* and *in vivo* antitumor properties of histone deacetylase inhibitors in canine diffuse large B-cell lymphoma**

P-196 Ana Margarida Almeida *et al.*
Recombinant p53-minicircular DNA: from the design to the *in vitro* p53 expression

P-197 Silvestre Leite *et al.*
Exploiting silver-camphor derivative complexes as novel antimicrobials

P-198 Liliam Harada *et al.*
Structural and functional stabilization of silk sericin: bio-origami for skin regeneration

P-199 Mariana Veiga *et al.*
Chitosan as an effective inhibitor of multidrug resistant *Acinetobacter baumannii*

P-200 Ângela Sousa *et al.*
***In vitro* evaluation of TP53 pure supercoiled pDNA biological performance in different cancer models**

P-201 Sara Silva *et al.*
Antiadhesive and antibiofilm effect of malvidin -3-glucoside and malvidin-3-glucoside/ neochlorogenic acid mixtures upon *Staphylococcus*

P-202 Marisa Guerreiro *et al.*
Mechanisms of antimicrobial and anti-inflammatory properties of essential oils of *Mentha* spp.

P-203 Helena Vasconcelos *et al.*
Screening of antimicrobial activity of the exopolysaccharide of *Porphyridium cruentum*

INDUSTRIAL AND FOOD MICROBIOLOGY AND BIOTECHNOLOGY

P-204 Natália Conceição *et al.*
***In vitro* antimicrobial activity of plants extract obtained by cold maceration and decoction against *Staphylococcus aureus* isolated bovine mastitis**

P-205 Denisa Mateus *et al.*
Exploring genetic and phenotypic biodiversity of non-*Saccharomyces* yeasts from Port Wine

P-206 João Bettencourt Cota *et al.*
Genotypic and phenotypic characterization of pig carcass *Salmonella* from a Portuguese Slaughterhouse

P-207 Ana Machado *et al.*
Prevalence of *Vibrio parahaemolyticus* in marketed shellfish in Portugal

P-208 Teresa Gonçalves Ribeiro *et al.*
Assessment of FT-IR resolution to discriminate *Listeria monocytogenes* cells exposed to temperatures linked to food processing chain

P-209 João B. Fiúza *et al.*
Studies with *Vibrio alginolyticus* OmpK towards the development of a vaccine for *Solea senegalensis*

P-210 Diana Rocha Silva *et al.*
Impact of storage temperature abuse on the microbial quality and safety of fresh-cut vegetables and fruits

P-211 Maria João Cardoso *et al.*
Microbiological quality of Ready-to-eat fruits and vegetables purchased at retail in Portugal

P-212 Cristina Saraiva *et al.*
Thermal resistance of *Salmonella Typhimurium* inoculated in a sweet pastry food matrix

P-213 Luís Martins *et al.*
Genome-wide identification of *Saccharomyces cerevisiae* genes involved in the modulation of tolerance to the conjugated effect of ethanol and acetic acid at low pH and high temperature

P-214 Ana Guimarães *et al.*
Antifungal effect of organic acids on *Aspergillus flavus* and *Penicillium nordicum*

P-215 Pedro Farias *et al.*
Bacterial consortium as a tool for increasing efficiency in tellurium bioleaching

P-216 Adriana Lima *et al.*
Survival and activity of *Brettanomyces/Dekkera* in monovarietal wines

P-217 Joana Barbosa *et al.*
Are indeed meats sold in Portugal without *Clostridium difficile*?

P-218 Joana Barbosa *et al.*
Screening of bacteriocinogenic lactic acid bacteria cultures and their characterization as potential probiotics

P-219 Célia Soares *et al.*
A new species of *Penicillium* section Ramosa from Tunisian Apples

P-220 Alcina Morais *et al.*
***Lactobacillus plantarum* survives during osmotic dehydration and storage of probiotic cut apple**

P-221 Cláudia Nunes *et al.*
Effect of salinity on the production of sulfated polysaccharides by the microalgae *Porphyridium cruentum*

P-222 Rui Rocha *et al.*
Confirmation of *Salmonella* spp., *Cronobacter* species, *Campylobacter* species by the MALDI Biotyper System

P-223 Markus Kostrzewa *et al.*
Fast and Reliable *Listeria* species identification with MALDI-TOF Mass Spectrometry

P-224 Rui Rocha *et al.*
Extended spectra database for quality indicators and other spoilers identification by MALDI-TOF: A never-ending story…

P-225 Catarina Milho *et al.*
Interspecies interactions and bacteriophage control in *Salmonella Enteritidis* and *Escherichia coli* mixed biofilms

P-226 Diego Pinheiro Dornelles *et al.*
Disease resistance increase potential and sugarcane cross-colonization by *Enterobacter* sp. BAC323

P-227 Ergun Akturk *et al.*
Combined treatment with bacteriophages and antibiotics as a strategy to control biofilm associated infections

P-228 Ana Rita Monforte *et al.*
WineMetrics: A new approach to unveil the "wine-like aroma" chemical feature

P-229 Francielo Vendruscolo *et al.*
Cheese whey as substrate for obtaining pigments produced by *Monascus ruber* in solid fermentation

P-230 Isaura Simões *et al.*
A synthetic cardosin B-derived rennet for sheep and goat cheese manufacture

P-231 Filomena L. Duarte *et al.*
Filter Media Comparison for Wine *Brettanomyces* Removal

P-232 Ana Machado *et al.*
Assessment of the impact synthetic Fe(III)-chelates amendment on soil microbial community dynamics

P-233 Sara C. Silvério *et al.*
Simultaneous synthesis of prebiotic mixtures containing GOS and FOS

P-234 Ingrid Collombel *et al.*
Microbial and chemical effects of the addition of phenolics on a red wine during the MLF and storage

P-235 Carolina F.F.A. Costa *et al.*
Evaluation of the impact of fertilizers on soil and soil leachates - chemical composition and microbial community assemblage

P-236 Teresa Semedo-Lemsaddek *et al.*
Genetic diversity, microbiological and physico-chemical characterization of artisanal portuguese PDO cheeses

P-237 Teresa Semedo-Lemsaddek *et al.*
Antimicrobial PDO activity of essential oils against food-related bacteria

P-238 Cláudia P. Passos *et al.*
Pectic polysaccharides: a biscuits active ingredient for acrylamide mitigation

P-239 Adriana Machado *et al.*
Use of the frings acetator for the development of acetic fermentation of cashew of the cerrado goiano

P-240 Ariana Macieira *et al.*
Production of an antilisterial medium to be used in the industry of portuguese traditional meat products

P-241 Luis Miguel Rodríguez-Alcalá *et al.*
Does the presence of linoleate isomerase gene implies conjugated linoleic acid production?

P-242 Helena Albano *et al.*
Antimicrobial properties of oregano oil (*Origanum vulgare*) against *Salmonella Enteritidis*, *Staphylococcus aureus* and *Listeria monocytogenes* in "alheira"

P-243 Helena Albano *et al.*
Antimicrobial potential of different propolis extracts

P-244 Eduardo Coelho *et al.*
Exploring barrel aged beer heterogeneity using volatile fingerprinting

P-245 Eduardo Coelho *et al.*
Bioethanol production from whole slurry of hydrothermally treated Brewer´s spent grain at high solid loadings

P-246 Susana Vidigal *et al.*
Study of the interaction of hydroxycinnamic acids with different proteins

P-247 Marta C. Coelho *et al.*
Electric fields effects on carotenoids from tomato by-products

P-248 Joana Costa *et al.*
Evaluation of antioxidant, antimicrobial and prebiotic activities of a xylooligosaccharide-rich grape pomace extract

P-249 Adriana Machado *et al.*
Determination of minerals in acetic fermented cashew of the cerrado (*Anacardium othonianum Rizz*)

P-250 Ana Vilas-Boas *et al.*
Screening of antioxidant activity in different coffee blends

P-251 Andreia Piçarra *et al.*
Anti-inflammatory and antioxidant potential of aqueous extract of aromatic plants from Alentejo

P-252 Teresa Bonifácio-Lopes *et al.*
Brewer's spent grain as a potential source of antioxidants: Characterization of extracts

P-253 Sílvia Arantes *et al.*
Antioxidant and anticholinesterase properties of essential oils of *Lavandula* spp.

P-254 Catarina Vila Real *et al.*
Co-culture fermentation of African native sorghum and millets whole grains - technological and biochemical potential of probiotic and indigenous strain combination

P-255 Sónia S. Ferreira *et al.*
Microwave assisted dehydration of broccoli by-products and simultaneous extraction of bioactive compounds

P-256 Soraia P. Silva *et al.*
Nonenzymatic production of honey-like oligosaccharides

P-257 Andreia S. Ferreira *et al.*
Edible microalgae *Chlorella vulgaris*: a non-conventional source of starch

MOLECULAR MICROBIOLOGY AND MICROBIAL PHYSIOLOGY

P-258 Marta Aires-De-Sousa *et al.*
Carriage of *Staphylococcus aureus* among Portuguese nursing students: a longitudinal cohort study over four years of education

P-259 Teresa Conceição *et al.*
Methicillin-resistant *Staphylococcus aureus* isolated from children hospitalized in Luanda, their mothers and the environment: predominance of ST5-IVa and ST88-IVa

P-260 Laurent Poirel *et al.*
Portuguese pigs as reservoirs of MCR-1-producing *Enterobacteriaceae*

P-261 Helena Ferreira *et al.*
Extended-spectrum-β-lactamases producing *Escherichia coli* as intestinal colonizer of students from University of Porto

P-262 Joana Mourão *et al.*
Extended-spectrum cephalosporin-resistant CMY-2-producing *Salmonella Heidelberg* and *S. Minnesota* in poultry meat imported into the European Union

P-263 Marcela Dias *et al.*
Analysis of the influence of drinking water on mouse gut microbiota through 16S rRNA gene deep sequencing

P-264 Susana Bras *et al.*
Developing an affordable but reliable human blood *ex vivo* model to analyse gene expression by *Staphylococcus epiderimidis*

P-265 Laurent Poirel *et al.*
High rate of 16S rRNA methylases associated to carbapenemases among enterobacterial isolates recovered from hospitalized children, Angola

P-266 Laurent Poirel *et al.*
Pandrug-resistant enterobacterial isolates recovered from hospitalized patients, São Tomé and Príncipe

P-267 Diogo Martins *et al.*
Identification of a novel *Clostridium difficile* regulatory protein through the analysis of a gut signature for sporulation in the human gastro-intestinal tract

P-268 Solange Gil *et al.*
Canine model for sepsis: a contribution to the classification and stratification of septic patients

P-269 Teresa Conceição *et al.*
Biocide and mupirocin resistance among MRSA in Portuguese hospitals: a reason for concern?

P-270 Sara L. Baptista *et al.*
Establishment of galactose utilization in *Saccharomyces cerevisiae* PE-2 through expression of the CEN.PK113-5D GAL2 *galactose permease*

P-271 Diana Salvador *et al.*
Molecular analysis of 3rd generation cephalosporin-resistant *Enterobacteriaceae* in Centro Hospitalar do Baixo Vouga, Aveiro

P-272 Sofia Santos Costa *et al.*
Characterization of antimicrobial resistance in *Staphylococcus epidermidis* colonizing veterinary staff and students

P-273 Frederico Holtreman *et al.*
Characterization of plasmid encoded efflux determinants from *Staphylococcus epidermidis*

P-274 Cláudia Mineiro Santos *et al.*
Prevalence of biofilm production in *Staphylococcus epidermidis* colonizing veterinary staff and students

P-275 Tiago Pita *et al.*
Towards the identification of the virulence-associated sRNAs from the *Burkholderia cepacia* complex

P-276 Ana Teresa Viana *et al.*
Antibiotic and metal(loid) tolerance of *Pedobacter lusitanus* and closely-related species

P-277 Opeyemi Lawal *et al.*
Epidemiological links of *Staphylococcus saprophyticus* along the meat production chain

P-278 Antonino Pace *et al.*
Screening for Herpesvirus and *Chlamydiales* in Mediterranean loggerhead sea turtles

P-279 Hugo Costa *et al.*
Lanthipeptides of *Archaea*: the case study of *Haloferax mediterranei*

P-280 Beatriz Almeida *et al.*
Growth media effect on the production of pedopeptins by the newly described species *Pedobacter lusitanus* NL19

P-281 Ana Paula Chung *et al.*
Two new species of *Rhodobacter* isolated from water of a former uranium mine

P-282 Magdalena Ksiezarek *et al.*
Carbapenem-resistant *Acinetobacter baumannii* in Portugal - clonal dynamics explained by WGS

P-283 Alda Silva *et al.*
Molecular Characterization of Bovine Mastitis *Enterobacteriaceae* Isolates from Entre-Douro e Minho, Portugal, Dairy Farms and Screening of Antibiotic Resistance Genes

P-284 Inês Jesus Silva *et al.*
Regulating the terminator: role of *Salmonella* SraL sRNA in the expression of rho mRNA

P-285 Ana Maria Da Silva *et al.*
BolA Is a Transcriptional Switch That Turns Off Motility and Turns On Biofilm Development

P-286 Gil G. Lopes *et al.*
Insight into the impact of BolA in the metabolic network of *Salmonella Typhimurium* through NMR Metabolomics

P-287 Ons Bouchami *et al.*
Evidence for the transmission of ST398 methicillin-resistant *Staphylococcus aureus* (MRSA) from pigs to humans along the food production chain

P-288 Miguel Pedro *et al.*
Understanding the metabolic processes that shape the adaptation of *Escherichia coli* to the mouse gut

P-289 Bárbara Vitorino Gonçalves *et al.*
Unveiling the role of multicopper oxidases in pathogenic Gram-positive bacteria

P-290 Elisabete Silva *et al.*
Structure of the fecal *Escherichia coli* population among healthy bitches in estrus

P-291 Elisabete Silva *et al.*
Within-household sharing of fecal and vaginal *Escherichia coli* between healthy female dogs

P-292 Raquel Portela *et al.*
A new Staphyloccocal protein system involved in survival to cell wall damage

P-293 Ana Mendes *et al.*
Emergence of mcr-1 among carbapenemase-producing *Enterobacteriaceae* in the clinical setting

P-294 Susana Ferreira *et al.*
Role of a RND-type efflux pump in antimicrobial resistance in *Arcobacter butzleri*

P-295 Gonçalo Cavaco *et al.*
Impact of peptidoglycan amidation in cell envelope net charge, cellular aggregation and biofilm formation in *Staphylococcus aureus*

P-296 Joana Freitas Da Silva *et al.*
Assessment of the Biotic Effects of Cephalexin on Clinical Strains of *Staphylococcus aureus* and *Enterococcus faecalis* Isolated from a Polymicrobial Infection

P-297 Manuela Côrte-Real *et al.*
Yeast as a tool to understand proteasome-mediated sensitivity to the chemotherapeutic agent cisplatin

P-298 Vera Manageiro *et al.*
Molecular characterization of the new KPC-21 variant detected among a carbapenemase-producing *Enterobacteriaceae* survey in Portugal

P-299 Marcela Dias *et al.*
Deep sequencing analysis of bacterial community and antimicrobial resistance genes embedded in integron-cassette arrays in an aquatic environment

P-300 Vera Manageiro *et al.*
Whole genome sequencing and its applications in antibiotic resistance

P-301 Catarina Candeias *et al.*
Evolution and adaptation of *Streptococcus pneumoniae* population in the era of conjugate vaccines

P-302 Beatriz Ferreira *et al.*
***Sporothrix brasiliensis*: Ploidy and genetic transformation**

P-303 Isabel Soares-Silva *et al.*
A tool for the extraction of relevant and representative homologues of a given gene: the example of a transmembrane protein from Eukaryotic and Prokaryotic genomes

P-304 Cecília Leão *et al.*
The interplay of nitrogen and carbon sources with other macronutrients and its implication on survival of wine yeast

P-305 Maria Correia *et al.*
Oral Microbiome in a sample of elderly determined by qPCR

P-306 Carlos Flores *et al.*
The alternative sigma factor F (SigF) regulates secretion in *Synechocystis* sp. PCC 6803: the particular case of extracellular polymeric substances (EPS) production

P-307 Rui Silva *et al.*
Substrate inhibition of Uracil Phosphoribosyltransferase (UPRT) in distinct microbial species and its implications in the phenotype of uracil auxotrophs

P-308 Cátia S. Pereira *et al.*
Exploring a novel effect of lactoferrin on the plasma membrane towards the elucidation of the mechanisms of action: from yeast to human cells

P-309 Ricardo Vieira-Pires *et al.*
Fighting bacterial infections with avian IgY antibodies

P-310 Manuela Côrte-Real *et al.*
Pkh1p-Ypk1p and Pkh1p-Sch9p pathway activation underlies mitochondrial-membrane permeabilization and cytochrome c release in regulated cell death induced by acetic acid

P-311 Isabel Soares-Silva *et al.*
Structural and functional characterization of AceTr transporter family

P-312 Cláudia Barata-Antunes *et al.*
Study of the human Copper Transporters hCtr1 and hCtr2 using a yeast host

P-313 Cátia Salvador *et al.*
Selection of yeast strains isolated during Alentejo wines production to be used as starters

P-314 Maria João Sousa *et al.*
The role of metabolism in the sensitivity of *Saccharomyces cerevisiae* to the anti-cancer agent cisplatin

P-315 Marguerita Rosa *et al.*
Development of therapeutic IgY antibodies against *Vibrio anguillarum*

P-316 Cláudia Barata-Antunes *et al.*
Signals and mechanisms of endocytosis of eukaryotic lactate transporters

P-317 (sup) Ana Rita Costa-Pinto *et al.*
Chitosan and codfish hydroxyapatite formulation to be used as coating material to circumvent periprosthetic joint infections

USEFUL INFORMATION

SHUTTLE SERVICE

THURSDAY DECEMBER 7TH - PORTO DE HONRA

	FROM →	TO
18h30	Católica - Campus	Alfândega do Porto
21h00	Alfândega do Porto	Hotel Ipanema Porto Metro Casa da Música Hotel Ipanema Park Hotel Boa-Vista Campus

FRIDAY DECEMBER 8TH - MORNING

	FROM →	TO
08h00	Metro Casa da Música	Campus
08h15	Hotel Ipanema Porto	
08h25	Hotel Ipanema Park	
08h40	Hotel Boa-Vista	

FRIDAY DECEMBER 8TH - DINNER

	FROM →	TO
19h45	Campus	Fundação Cupertino de Miranda
23h00	Fundação Cupertino de Miranda	Campus (Praça Império) Hotel Boa Vista Hotel Ipanema Park Hotel Ipanema Porto Metro Casa da Música Campus

SATURDAY DECEMBER 9TH - MORNING

	FROM	TO
08h00	Metro Casa da Música	Campus
08h15	Hotel Ipanema Porto	
08h25	Hotel Ipanema Park	
08h40	Hotel Boa-Vista	

WI-FI NETWORK (EDUROAM) PASSWORD:

LOGIN: **UCP1130150402**

PASSWORD: **1MF3REBW**

IN CASE OF NEED PLEASE CONTACT +351 939 993 217

POSTER PRESENTATIONS - FLOOR 0

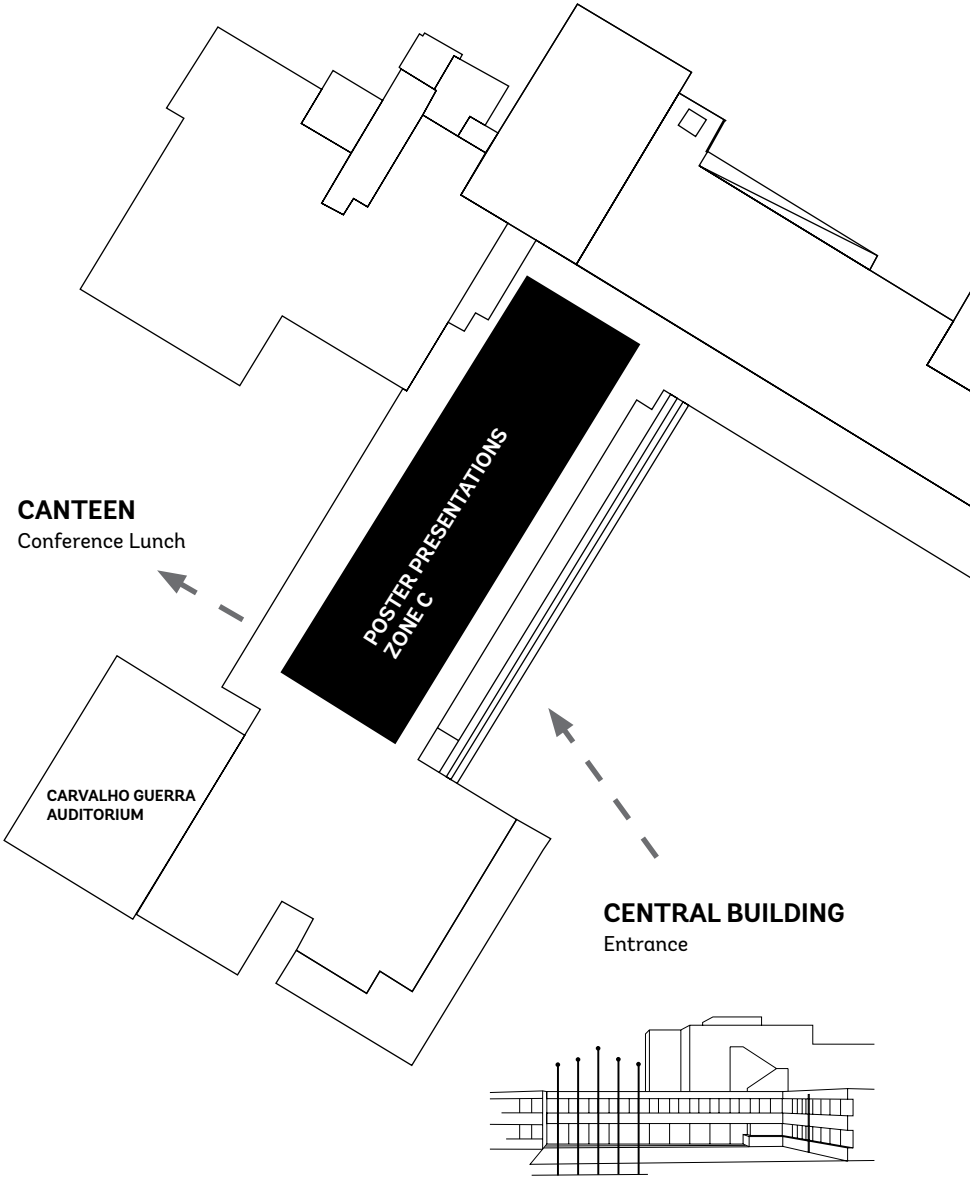

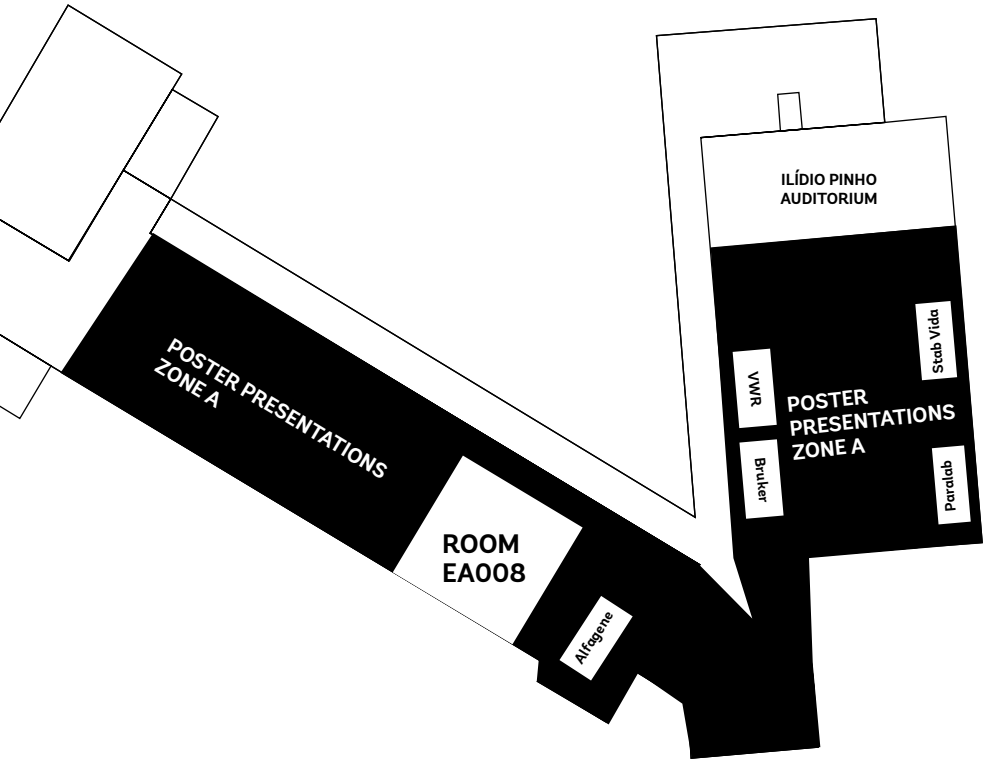
ILÍDIO PINHO
AUDITORIUM
Stab Vida
VWR
POSTER
PRESENTATIONS
ZONE A
Bruker
Paralab
POSTER PRESENTATIONS
ZONE A
ROOM
EA008
Alfagene

POSTER PRESENTATIONS - FLOOR 1

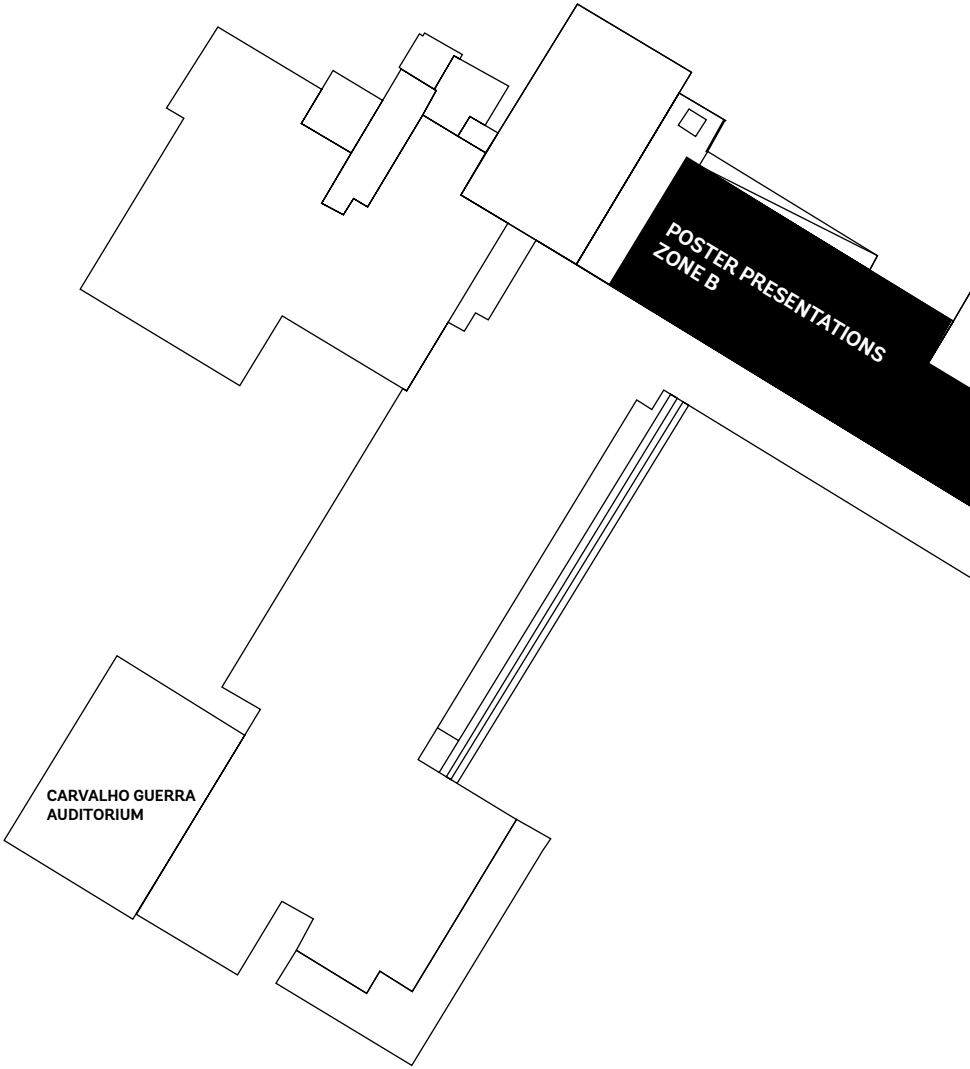

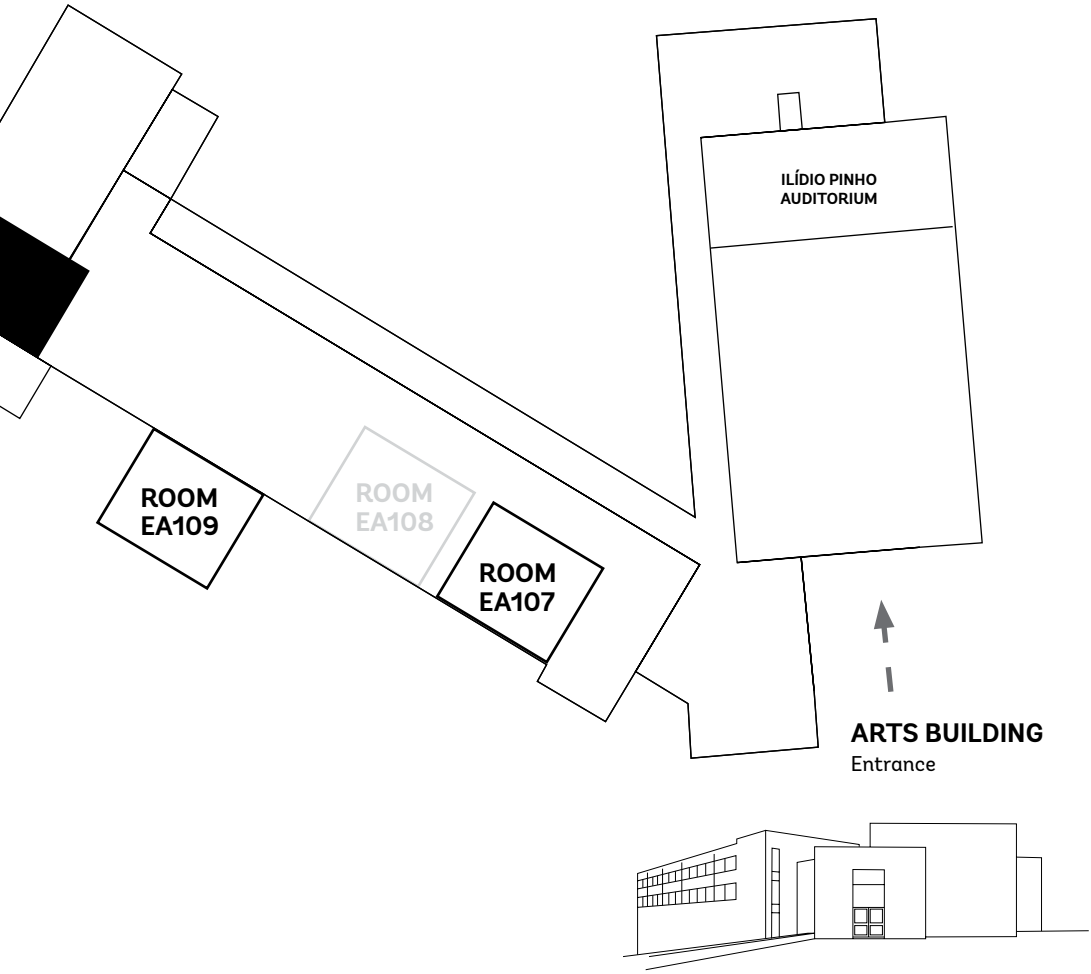
ILÍDIO PINHO
AUDITORIUM
ROOM
EA109
ROOM
EA108
ROOM
EA107
ARTS BUILDING
Entrance

NOTES

Universidade Católica Portuguesa
Porto, Portugal 2017

PARTNERS

BRUKER

CENTRO
de CIÊNCIA
do CAFÉ

I.L.C. - Instrumentos de Laboratório e Científicos, Lda.

paralab

alfagene

AQUITEX
AQUITEX - ACABAMENTOS QUÍMICOS TÊXTEIS, S. A.

fundação
LUSO-AMERICANA
PARA O DESENVOLVIMENTO

nzytech
genes & enzymes

SARSTEDT

SRQ
SOQUÍMICA

STAB
vida
The Home for Gene Technology

VWR
We Enable Science

BIOMÉRIEUX
INDUSTRY

MDS
Global Insurance
& Risk Consultants